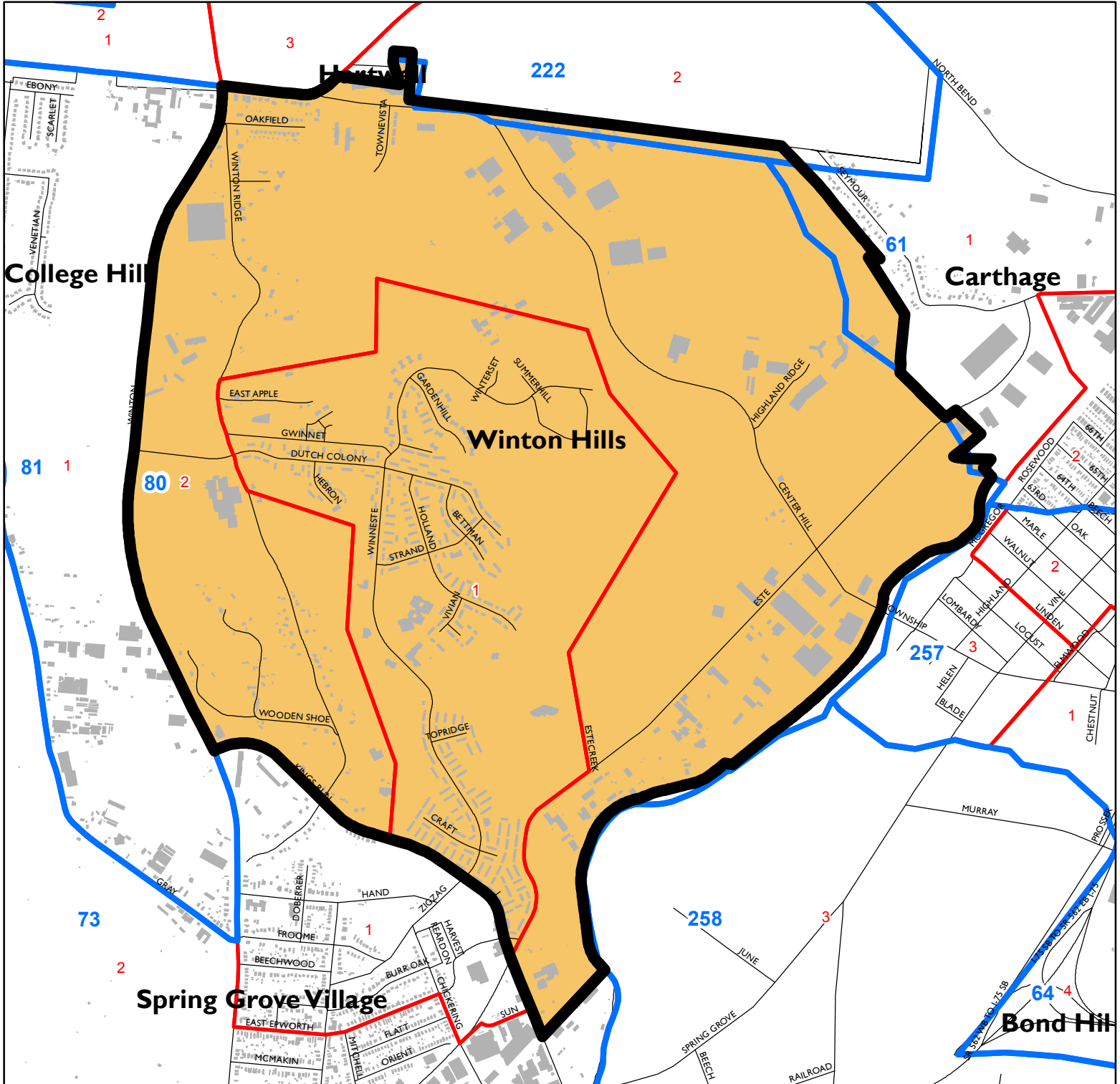







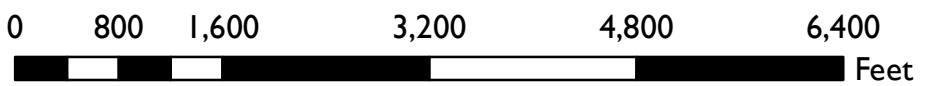
# Winton Hills

## Statistical Neighborhood Approximation



### Legend

-  Winton Hills SNA Boundary
-  2010 Census Tracts
-  2010 Block Groups
-  Buildings
-  Streets



# Winton Hills

Census 2010

	Census Tract	
	80*	Totals
<b>TOTAL POPULATION</b>	<b>4,787</b>	<b>4,787</b>
<b>SEX</b>		
Male:	1,877	1,877
Female:	2,910	2,910
<b>SEX BY AGE</b>		
<b>Male:</b>	<b>1,877</b>	<b>1,877</b>
Under 5 years	511	511
5 to 9 years	271	271
10 to 14 years	212	212
15 to 17 years	98	98
18 and 19 years	62	62
20 years	28	28
21 years	26	26
22 to 24 years	69	69
25 to 29 years	112	112
30 to 34 years	62	62
35 to 39 years	62	62
40 to 44 years	55	55
45 to 49 years	58	58
50 to 54 years	71	71
55 to 59 years	43	43
60 and 61 years	21	21
62 to 64 years	28	28
65 and 66 years	11	11
67 to 69 years	15	15
70 to 74 years	21	21
75 to 79 years	19	19
80 to 84 years	11	11
85 years and over	11	11
<b>Female:</b>	<b>2,910</b>	<b>2,910</b>
Under 5 years	535	535
5 to 9 years	264	264
10 to 14 years	183	183
15 to 17 years	117	117
18 and 19 years	147	147
20 years	102	102



# Winton Hills

Census 2010

	Census Tract	
	80*	Totals
Some Other Race alone or in combination with one or more other races	44	44
<b>HISPANIC OR LATINO AND RACE</b>		
<b>Total Population:</b>	<b>4,787</b>	<b>4,787</b>
<b>Total Hispanic or Latino Population:</b>	<b>60</b>	<b>60</b>
White alone	9	9
Black or African American alone	22	22
American Indian and Alaska Native alone	0	0
Asian alone	1	1
Native Hawaiian and Other Pacific Islander alone	0	0
Some Other Race alone	17	17
Two or More Races	11	11
<b>HOUSEHOLD</b>		
<b>Total:</b>	<b>4,787</b>	<b>4,787</b>
In households:	4,787	4,787
In family households:	4,007	4,007
Householder:	1,214	1,214
Male	146	146
Female	1,068	1,068
Spouse	112	112
Biological child	2,274	2,274
Adopted child	16	16
Stepchild	14	14
Grandchild	96	96
Brother or sister	51	51
Parent	23	23
Parent-in-law	0	0
Son-in-law or daughter-in-law	3	3
Other relatives	73	73
Nonrelatives	131	131
In nonfamily households:	780	780
Male householder:	254	254
Living alone	237	237
Not living alone	17	17

# Winton Hills

Census 2010

	<b>Census Tract</b>	
	<b>80*</b>	<b>Totals</b>
Female householder:	473	473
Living alone	445	445
Not living alone	28	28
Nonrelatives	53	53
<b>In group quarters:</b>	<b>0</b>	<b>0</b>
Institutionalized population	0	0
Noninstitutionalized population	0	0
<b>HOUSING TYPE</b>		
Total Households:	1,941	1,941
Family households:	1,214	1,214
Husband-wife family	112	112
Other family:	1,102	1,102
Male householder, no wife present	81	81
Female householder, no husband present	1,021	1,021
Nonfamily households:	727	727
Householder living alone	682	682
Householder not living alone	45	45
<b>HOUSING OCCUPANCY</b>		
Total Housing Units:	2,099	2,099
Occupied	1,941	1,941
Vacant	158	158
<b>Vacancy Status</b>		
For rent	112	112
Rented, not occupied	6	6
For sale only	0	0
Sold, not occupied	0	0
For seasonal, recreational, or occasional use	0	0
For migrant workers	0	0
Other vacant	40	40
<b>HOUSING TENURE</b>		
<b>Total Occupied Housing Units:</b>	<b>1,941</b>	<b>1,941</b>
<b>Owned Occupied</b>	<b>81</b>	<b>81</b>

# Winton Hills

Census 2010

	Census Tract	
	80*	Totals
Owned with a mortgage or a loan	59	59
Owned free and clear	22	22
<b>Renter occupied</b>	<b>1,860</b>	<b>1,860</b>
<b>COMMUTING TO WORK</b>		
<b>Total:</b>	<b>962</b>	<b>962</b>
Car, truck, or van:	679	679
Drove alone	522	522
Carpooled:	157	157
In 2-person carpool	131	131
In 3-person carpool	0	0
In 4-person carpool	0	0
In 5- or 6-person carpool	0	0
In 7-or-more-person carpool	26	26
Public transportation (excluding taxicab):	283	283
Bus or trolley bus	283	283
Streetcar or trolley car (carro publico in Puerto Rico)	0	0
Subway or elevated	0	0
Railroad	0	0
Ferryboat	0	0
Taxicab	0	0
Motorcycle	0	0
Bicycle	0	0
Walked	0	0
Other means	0	0
Worked at home	0	0
<b>OCCUPATION</b>		
Management, business, science, and arts occupations:	201	201
Service occupations:	425	425
Sales and office occupations:	207	207
Natural resources, construction, and maintenance occupations:	108	108
Production, transportation, and material moving occupations:	42	42

# Winton Hills

Census 2010

	Census Tract	
	80*	Totals
<b>INDUSTRY</b>		
Agriculture, forestry, fishing and hunting, and mining:	638	638
Construction	0	0
Manufacturing	66	66
Wholesale trade	26	26
Retail trade	42	42
Transportation and warehousing, and utilities:	64	64
Information	11	11
Finance and insurance, and real estate and rental and leasing:	0	0
Professional, scientific, and management, and administrative and waste management services:	97	97
Educational services, and health care and social assistance:	101	101
Arts, entertainment, and recreation, and accommodation and food services:	348	348
Other services, except public administration	167	167
Public administration	61	61
<b>CLASS OF WORKERS</b>		
Private for-profit wage and salary workers:	761	761
Private not-for-profit wage and salary workers	28	28
Local government workers	99	99
State government workers	11	11
Federal government workers	45	45
Self-employed in own not incorporated business workers	39	39
Unpaid family workers	0	0
<b>INCOME</b>		
<b>Households</b>		
Less than \$10,000	909	909
\$10,000 to \$14,999	187	187
\$15,000 to \$19,999	131	131
\$20,000 to \$24,999	250	250
\$25,000 to \$29,999	164	164
\$30,000 to \$34,999	71	71
\$35,000 to \$39,999	22	22

# Winton Hills

Census 2010

	Census Tract	
	80*	Totals
\$40,000 to \$44,999	44	44
\$45,000 to \$49,999	20	20
\$50,000 to \$59,999	29	29
\$60,000 to \$74,999	32	32
\$75,000 to \$99,999	38	38
\$100,000 to \$124,999	0	0
\$125,000 to \$149,999	12	12
\$150,000 to \$199,999	0	0
\$200,000 or more	0	0
Median household income (dollars)	\$ 10,849	\$ 10,849
<b>Families</b>		
Less than \$10,000	679	679
\$10,000 to \$14,999	130	130
\$15,000 to \$19,999	70	70
\$20,000 to \$24,999	171	171
\$25,000 to \$29,999	144	144
\$30,000 to \$34,999	52	52
\$35,000 to \$39,999	6	6
\$40,000 to \$44,999	17	17
\$45,000 to \$49,999	0	0
\$50,000 to \$59,999	0	0
\$60,000 to \$74,999	24	24
\$75,000 to \$99,999	24	24
\$100,000 to \$124,999	0	0
\$125,000 to \$149,999	12	12
\$150,000 to \$199,999	0	0
\$200,000 or more	0	0
Median family income (dollars)	\$ 9,664	\$ 9,664
Per capita income (dollars)	\$ 6,997	\$ 6,997
<b>MEDIAN EARNINGS (DOLLARS)</b>		
Male full-time, year-round workers	7,071	X
Female full-time, year-round workers	9,941	X
<b>POVERTY STATUS</b>		
<b>Total:</b>	<b>1,329</b>	<b>1,329</b>



# Winton Hills

Census 2010

	<b>Census Tract</b>	
	<b>80*</b>	<b>Totals</b>
<b>Income in the past 12 months below poverty level:</b>	<b>895</b>	<b>895</b>
<b>Married-couple family:</b>	<b>14</b>	<b>14</b>
With related children under 18 years:	0	0
Under 5 years only	0	0
Under 5 years and 5 to 17 years	0	0
5 to 17 years only	0	0
No related children under 18 years	14	14
<b>Other family:</b>	<b>881</b>	<b>881</b>
<b>Male householder, no wife present:</b>	<b>0</b>	<b>0</b>
With related children under 18 years:	0	0
Under 5 years only	0	0
Under 5 years and 5 to 17 years	0	0
5 to 17 years only	0	0
No related children under 18 years	0	0
<b>Female householder, no husband present:</b>	<b>881</b>	<b>881</b>
With related children under 18 years:	864	864
Under 5 years only	295	295
Under 5 years and 5 to 17 years	255	255
5 to 17 years only	314	314
No related children under 18 years	17	17
<b>SCHOOL ENROLLMENT</b>		
<b>Enrolled in school:</b>	<b>2,022</b>	<b>2,022</b>
Enrolled in nursery school, preschool:	257	257
Enrolled in kindergarten:	115	115
Enrollment in grade 1 to 8:	945	945
Enrolled in grade 9 to grade 12:	435	435
Enrollment in college or graduate school	270	270
<b>EDUCATIONAL ATTAINMENT</b>		
Total	1,917	1,917
Less than 9th grade	107	107

# Winton Hills

Census 2010

	Census Tract	
	80*	Totals
9th to 12th grade, no diploma	350	350
High school graduate (and equivalency)	612	612
Some college, no degree	521	521
Associate degree	134	134
Bachelor's degree	86	86
Graduate or professional degree	107	107
<b>MARITAL STATUS</b>		
Total	2,764	2,764
Never married	1,693	1,693
Now married, except seperated	1,272	1,272
Seperated	375	375
Total widowes	141	141
Female widowes	111	111
Total divorced	309	309
Female divorced	158	158
<b>VETERAN STATUS</b>		
Civilians veterans	209	209
<b>LANGUAGE SPOKEN AT HOME</b>		
<b>Speak only English</b>	<b>3,888</b>	<b>3,888</b>
<b>Speak Spanish:</b>	<b>2,392</b>	<b>2,392</b>
Speak English "very well"	85	85
Speak English "well"	42	42
Speak English "not well"	35	35
Speak English "not at all"	30	30
<b>Speak other Indo-European languages:</b>	<b>0</b>	<b>0</b>
Speak English "very well"	13	13
Speak English "well"	0	0
Speak English "not well"	0	0
Speak English "not at all"	13	13
<b>Speak Asian and Pacific Island languages:</b>	<b>15</b>	<b>15</b>
Speak English "very well"	55	55
Speak English "well"	0	0
Speak English "not well"	19	19
Speak English "not at all"	21	21
<b>Speak other languages:</b>	<b>0</b>	<b>0</b>

# Winton Hills

Census 2010

	Census Tract	
	80*	Totals
Speak English "very well"	8	8
Speak English "well"	8	8
Speak English "not well"	0	0
Speak English "not at all"	0	0
<b>OCCUPIED HOUSING UNITS</b>	<b>1,941</b>	<b>1,941</b>
<b>UNITS IN STRUCTURE</b>		
1, detached	156	156
1, attached	941	941
2	56	56
3 or 4	257	257
5 to 9	365	365
10 to 19	122	122
20 to 49	94	94
50 or more	128	128
Mobile home	0	0
Boat, RV, van, etc.	0	0
<b>YEAR STRUCTURE BUILT</b>		
Built 2005 or later	0	0
Built 2000 to 2004	0	0
Built 1990 to 1999	82	82
Built 1980 to 1989	99	99
Built 1970 to 1979	224	224
Built 1960 to 1969	370	370
Built 1950 to 1959	323	323
Built 1940 to 1949	467	467
Built 1939 or earlier	554	554
<b>ROOMS</b>		
1 room	0	0
2 rooms	74	74
3 rooms	407	407
4 rooms	441	441
5 rooms	632	632
6 rooms	363	363
7 rooms	190	190

# Winton Hills

Census 2010

	<b>Census Tract</b>	
	<b>80*</b>	<b>Totals</b>
8 rooms	0	0
9 or more rooms	12	12
<b>YEAR HOUSEHOLDER MOVED INTO UNIT</b>		
Moved in 2005 or later	1,281	1,281
Moved in 2000 to 2004	345	345
Moved in 1990 to 1999	225	225
Moved in 1980 to 1989	20	20
Moved in 1970 to 1979	38	38
Moved in 1969 or earlier	0	0
<b>VEHICLES AVAILABLE</b>		
No vehicle available	1,044	1,044
1 vehicle available	723	723
2 vehicles available	125	125
3 vehicles available	17	17
4 vehicles available	0	0
5 or more vehicles available	0	0
<b>SELECTED CHARACTERISTICS</b>		
Lacking complete plumbing facilities	56	56
Lacking complete kitchen facilities	56	56
No telephone service	148	148
<b>SPECIFIED OWNER-OCCUPIED UNITS</b>		
	<b>196</b>	<b>196</b>
<b>VALUE</b>		
Less than \$10,000	0	0
\$10,000 to \$14,999	0	0
\$15,000 to \$19,999	0	0
\$20,000 to \$24,999	0	0
\$25,000 to \$29,999	0	0
\$30,000 to \$34,999	0	0
\$35,000 to \$39,999	0	0
\$40,000 to \$49,999	0	0
\$50,000 to \$59,999	0	0
\$60,000 to \$69,999	0	0

# Winton Hills

Census 2010

	<b>Census Tract</b>	
	<b>80*</b>	<b>Totals</b>
\$70,000 to \$79,999	0	0
\$80,000 to \$89,999	29	29
\$90,000 to \$99,999	29	29
\$100,000 to \$124,999	0	0
\$125,000 to \$149,999	8	8
\$150,000 to \$174,999	0	0
\$175,000 to \$199,999	12	12
\$200,000 to \$249,999	12	12
\$250,000 to \$299,999	0	0
\$300,000 to \$399,999	0	0
\$400,000 to \$499,999	0	0
\$500,000 to \$749,999	0	0
\$750,000 to \$999,999	0	0
\$1,000,000 or more	0	0
Median (dollars)	\$ 95,500	X
<b>MORTGAGE STATUS AND SELECTED MONTHLY OWNERSHIP COSTS</b>		
<b>Housing units with a mortgage:</b>	<b>61</b>	<b>61</b>
Less than \$200	0	0
\$200 to \$299	0	0
\$300 to \$399	0	0
\$400 to \$499	10	10
\$500 to \$599	0	0
\$600 to \$699	0	0
\$700 to \$799	8	8
\$800 to \$899	19	19
\$900 to \$999	0	0
\$1,000 to \$1,249	0	0
\$1,250 to \$1,499	0	0
\$1,500 to \$1,999	0	0
\$2,000 to \$2,499	12	12
\$2,500 to \$2,999	12	12
\$3,000 or more	0	0
		0
<b>Housing units without a mortgage:</b>	<b>29</b>	<b>29</b>
Less than \$100	0	0
\$100 to \$149	0	0

# Winton Hills

Census 2010

	<b>Census Tract</b>	
	<b>80*</b>	<b>Totals</b>
\$150 to \$199	0	0
\$200 to \$249	0	0
\$250 to \$299	9	9
\$300 to \$349	0	0
\$350 to \$399	20	20
\$400 to \$499	0	0
\$500 to \$599	0	0
\$600 to \$699	0	0
\$700 or more	0	0
<b>SELECTED MONTHLY HOUSING COSTS AS A PERCENTAGE OF HOUSEHOLD INCOME</b>		
Less than 10.0 percent	10	10
10.0 to 14.9 percent	32	32
15.0 to 19.9 percent	0	0
20.0 to 24.9 percent	0	0
25.0 to 29.9 percent	8	8
30.0 to 34.9 percent	0	0
35.0 to 39.9 percent	19	19
40.0 to 49.9 percent	12	12
50.0 percent or more	0	0
Not computed	0	0
<b>SPECIFIED RENTER-OCCUPIED UNITS</b>	<b>4,772</b>	<b>4,772</b>
<b>GROSS RENT</b>		
With cash rent:	1,803	1,803
Less than \$100	114	114
\$100 to \$149	99	99
\$150 to \$199	128	128
\$200 to \$249	60	60
\$250 to \$299	111	111
\$300 to \$349	128	128
\$350 to \$399	108	108
\$400 to \$449	156	156
\$450 to \$499	176	176
\$500 to \$549	197	197

# Winton Hills

Census 2010

	Census Tract	
	80*	Totals
\$550 to \$599	60	60
\$600 to \$649	34	34
\$650 to \$699	24	24
\$700 to \$749	0	0
\$750 to \$799	211	211
\$800 to \$899	165	165
\$900 to \$999	15	15
\$1,000 to \$1,249	17	17
\$1,250 to \$1,499	0	0
\$1,500 to \$1,999	0	0
\$2,000 or more	0	0
No cash rent	16	16
Median (dollars)	449	X
<b>GROSS RENT AS A PERCENTAGE OF HOUSEHOLD INCOME</b>		
Less than 10.0 percent	112	112
10.0 to 14.9 percent	106	106
15.0 to 19.9 percent	167	167
20.0 to 24.9 percent	145	145
25.0 to 29.9 percent	185	185
30.0 to 34.9 percent	132	132
35.0 to 39.9 percent	105	105
40.0 to 49.9 percent	219	219
50.0 percent or more	542	542
Not computed	106	106

\*Denotes that Census Tract/Block Group falls partially within the city boundary and partially within neighboring jurisdiction