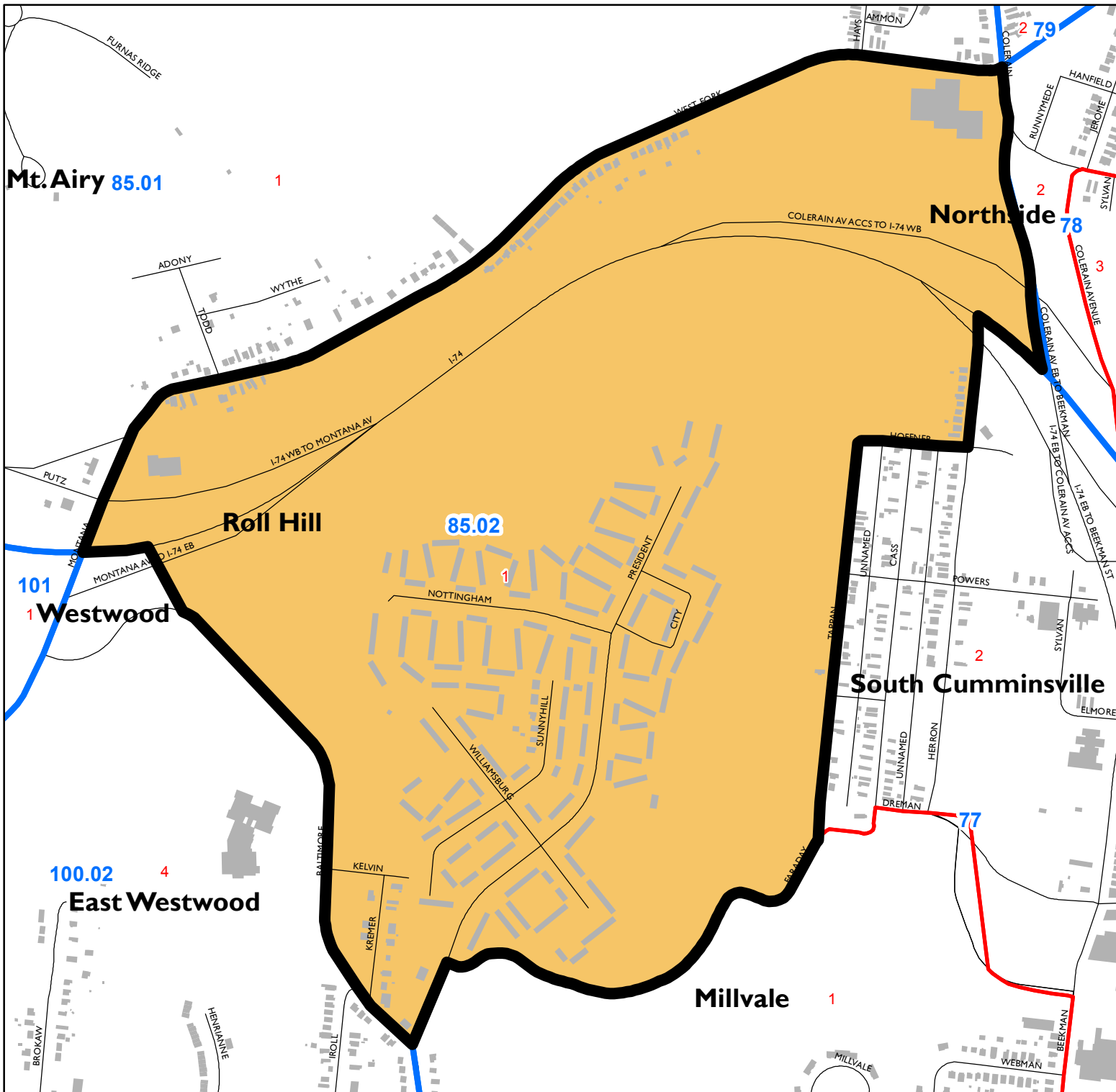






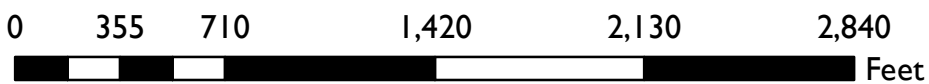
Villages at Roll Hill

Statistical Neighborhood Approximation



Legend

-  Villages at Roll Hill SNA Boundary
-  2010 Census Tracts
-  2010 Block Groups
-  Buildings
-  Streets



Villages at Roll Hill

Census 2010

	Census Tract	
	85.02	Totals
TOTAL POPULATION	1,916	1,916
SEX		
Male:	714	714
Female:	1,202	1,202
SEX BY AGE		
Male:	714	714
Under 5 years	265	265
5 to 9 years	117	117
10 to 14 years	57	57
15 to 17 years	31	31
18 and 19 years	23	23
20 years	15	15
21 years	19	19
22 to 24 years	28	28
25 to 29 years	26	26
30 to 34 years	26	26
35 to 39 years	9	9
40 to 44 years	11	11
45 to 49 years	21	21
50 to 54 years	18	18
55 to 59 years	12	12
60 and 61 years	2	2
62 to 64 years	8	8
65 and 66 years	3	3
67 to 69 years	4	4
70 to 74 years	8	8
75 to 79 years	6	6
80 to 84 years	1	1
85 years and over	4	4
Female:	1,202	1,202
Under 5 years	268	268
5 to 9 years	95	95
10 to 14 years	58	58
15 to 17 years	38	38
18 and 19 years	83	83
20 years	64	64
21 years	74	74
22 to 24 years	120	120
25 to 29 years	126	126
30 to 34 years	50	50

Villages at Roll Hill

Census 2010

	Census Tract	
	85.02	Totals
35 to 39 years	43	43
40 to 44 years	41	41
45 to 49 years	29	29
50 to 54 years	37	37
55 to 59 years	28	28
60 and 61 years	6	6
62 to 64 years	6	6
65 and 66 years	5	5
67 to 69 years	6	6
70 to 74 years	9	9
75 to 79 years	8	8
80 to 84 years	5	5
85 years and over	3	3
RACE		
One Race	1,860	1,860
White alone	134	134
Black or African American alone	1,661	1,661
American Indian and Alaska Native alone	2	2
Asian alone	0	0
Native Hawaiian and Other Pacific Islander alone	0	0
Some Other Race alone	63	63
Two or More Races	56	56
RACE ALONE OR COMBINATION WITH ONE OR MORE OTHER RACES		
White alone or in combination with one or more other races	177	177
Black or African American alone or in combination with one or more other races	1,713	1,713
American Indian and Alaska Native alone or in combination with one or more other races	10	10
Asian alone or in combination with one or more other races	3	3
Native Hawaiian and Other Pacific Islander alone or in combination with one or more other races	0	0
Some Other Race alone or in combination with one or more other races	72	72
HISPANIC OR LATINO AND RACE		
Total Population:	1,916	1,916

Villages at Roll Hill

Census 2010

	Census Tract	
	85.02	Totals
Total Hispanic or Latino Population:	103	103
White alone	34	34
Black or African American alone	4	4
American Indian and Alaska Native alone	0	0
Asian alone	0	0
Native Hawaiian and Other Pacific Islander alone	0	0
Some Other Race alone	56	56
Two or More Races	9	9
HOUSEHOLD		
Total:	1,916	1,916
In households:	1,916	1,916
In family households:	1,729	1,729
Householder:	577	577
Male	49	49
Female	528	528
Spouse	37	37
Biological child	948	948
Adopted child	6	6
Stepchild	4	4
Grandchild	42	42
Brother or sister	29	29
Parent	13	13
Parent-in-law	0	0
Son-in-law or daughter-in-law	1	1
Other relatives	18	18
Nonrelatives	54	54
In nonfamily households:	187	187
Male householder:	56	56
Living alone	49	49
Not living alone	7	7
Female householder:	106	106
Living alone	93	93
Not living alone	13	13
Nonrelatives	25	25
In group quarters:	0	0
Institutionalized population	0	0
Noninstitutionalized population	0	0
HOUSING TYPE		

Villages at Roll Hill

Census 2010

	Census Tract	
	85.02	Totals
Total Households:	739	739
Family households:	577	577
Husband-wife family	37	37
Other family:	540	540
Male householder, no wife present	23	23
Female householder, no husband present	517	517
Nonfamily households:	162	162
Householder living alone	142	142
Householder not living alone	20	20
HOUSING OCCUPANCY		
Total Housing Units:	973	973
Occupied	739	739
Vacant	234	234
Vacancy Status		
For rent	198	198
Rented, not occupied	3	3
For sale only	2	2
Sold, not occupied	0	0
For seasonal, recreational, or occasional use	0	0
For migrant workers	0	0
Other vacant	31	31
HOUSING TENURE		
Total Occupied Housing Units:	739	739
Owned Occupied		
Owned with a mortgage or a loan	33	33
Owned free and clear	11	11
Renter occupied	695	695
COMMUTING TO WORK		
Total:	242	242
Car, truck, or van:	166	166
Drove alone	129	129
Carpooled:	37	37
In 2-person carpool	37	37
In 3-person carpool	0	0
In 4-person carpool	0	0
In 5- or 6-person carpool	0	0

Villages at Roll Hill

Census 2010

	Census Tract	
	85.02	Totals
In 7-or-more-person carpool	0	0
Public transportation (excluding taxicab):	76	76
Bus or trolley bus	76	76
Streetcar or trolley car (carro publico in Puerto Rico)	0	0
Subway or elevated	0	0
Railroad	0	0
Ferryboat	0	0
Taxicab	0	0
Motorcycle	0	0
Bicycle	0	0
Walked	0	0
Other means	0	0
Worked at home	0	0
OCCUPATION		
Management, business, science, and arts occupations:	71	71
Service occupations:	64	64
Sales and office occupations:	68	68
Natural resources, construction, and maintenance occupations:	0	0
Production, transportation, and material moving occupations:	39	39
INDUSTRY		
Agriculture, forestry, fishing and hunting, and mining:	242	242
Construction	0	0
Manufacturing	0	0
Wholesale trade	0	0
Retail trade	0	0
Transportation and warehousing, and utilities:	57	57
Information	11	11
Finance and insurance, and real estate and rental and leasing:	0	0
Professional, scientific, and management, and administrative and waste management services:	20	20
Educational services, and health care and social assistance:	22	22
Arts, entertainment, and recreation, and accommodation and food services:	109	109
Other services, except public administration	23	23

Villages at Roll Hill

Census 2010

	Census Tract	
	85.02	Totals
Public administration	0	0
CLASS OF WORKERS		
Private for-profit wage and salary workers:	146	146
Private not-for-profit wage and salary workers	63	63
Local government workers	12	12
State government workers	21	21
Federal government workers	0	0
Self-employed in own not incorporated business workers	0	0
Unpaid family workers	0	0
INCOME		
Households		
Less than \$10,000	304	304
\$10,000 to \$14,999	58	58
\$15,000 to \$19,999	99	99
\$20,000 to \$24,999	91	91
\$25,000 to \$29,999	21	21
\$30,000 to \$34,999	14	14
\$35,000 to \$39,999	7	7
\$40,000 to \$44,999	0	0
\$45,000 to \$49,999	0	0
\$50,000 to \$59,999	0	0
\$60,000 to \$74,999	0	0
\$75,000 to \$99,999	0	0
\$100,000 to \$124,999	0	0
\$125,000 to \$149,999	0	0
\$150,000 to \$199,999	0	0
\$200,000 or more	0	0
Median household income (dollars)	\$ 7,328	\$ 7,328
Families		
Less than \$10,000	279	279
\$10,000 to \$14,999	24	24
\$15,000 to \$19,999	99	99
\$20,000 to \$24,999	33	33
\$25,000 to \$29,999	21	21
\$30,000 to \$34,999	0	0
\$35,000 to \$39,999	7	7
\$40,000 to \$44,999	0	0
\$45,000 to \$49,999	0	0

Villages at Roll Hill

Census 2010

	Census Tract	
	85.02	Totals
\$50,000 to \$59,999	0	0
\$60,000 to \$74,999	0	0
\$75,000 to \$99,999	0	0
\$100,000 to \$124,999	0	0
\$125,000 to \$149,999	0	0
\$150,000 to \$199,999	0	0
\$200,000 or more	0	0
Median family income (dollars)	\$ 6,440	\$ 6,440
Per capita income (dollars)	\$ 4,173	\$ 4,173
MEDIAN EARNINGS (DOLLARS)		
Male full-time, year-round workers	\$ 8,148	\$ 8,148
Female full-time, year-round workers	\$ 11,523	\$ 11,523
POVERTY STATUS		
Total:	463	463
Income in the past 12 months below poverty level:	362	362
Married-couple family:	22	22
With related children under 18 years:	0	0
Under 5 years only	0	0
Under 5 years and 5 to 17 years	0	0
5 to 17 years only	0	0
No related children under 18 years	22	22
Other family:	340	340
Male householder, no wife present:	47	47
With related children under 18 years:	47	47
Under 5 years only	21	21
Under 5 years and 5 to 17 years	0	0
5 to 17 years only	26	26
No related children under 18 years	0	0
Female householder, no husband present:	293	293
With related children under 18 years:	251	251
Under 5 years only	86	86
Under 5 years and 5 to 17 years	111	111
5 to 17 years only	54	54

Villages at Roll Hill

Census 2010

	Census Tract	
	85.02	Totals
No related children under 18 years	42	42
SCHOOL ENROLLMENT		
Enrolled in school:	601	601
Enrolled in nursery school, preschool:	12	12
Enrolled in kindergarten:	20	20
Enrollment in grade 1 to 8:	307	307
Enrolled in grade 9 to grade 12:	152	152
Enrollment in college or graduate school	110	110
EDUCATIONAL ATTAINMENT		
Total	649	649
Less than 9th grade	42	42
9th to 12th grade, no diploma	168	168
High school graduate (and equivalency)	202	202
Some college, no degree	150	150
Associate degree	67	67
Bachelor's degree	0	0
Graduate or professional degree	20	20
MARITAL STATUS		
Total	978	978
Never married	704	704
Now married, except seperated	192	192
Seperated	53	53
Total widowes	124	124
Female widowes	111	111
Total divorced	165	165
Female divorced	84	84
VETERAN STATUS		
Civilians veterans	54	54
LANGUAGE SPOKEN AT HOME		
Speak only English	1,357	1,357
Speak Spanish:	837	837
Speak English "very well"	103	103
Speak English "well"	20	20
Speak English "not well"	0	0
Speak English "not at all"	15	15
Speak other Indo-European languages:	27	27

Villages at Roll Hill

Census 2010

	Census Tract	
	85.02	Totals
Speak English "very well"	0	0
Speak English "well"	0	0
Speak English "not well"	0	0
Speak English "not at all"	0	0
Speak Asian and Pacific Island languages:	0	0
Speak English "very well"	0	0
Speak English "well"	0	0
Speak English "not well"	0	0
Speak English "not at all"	0	0
Speak other languages:	0	0
Speak English "very well"	0	0
Speak English "well"	0	0
Speak English "not well"	0	0
Speak English "not at all"	0	0
OCCUPIED HOUSING UNITS	739	739
UNITS IN STRUCTURE		
1, detached	35	35
1, attached	321	321
2	39	39
3 or 4	85	85
5 to 9	332	332
10 to 19	93	93
20 to 49	0	0
50 or more	9	9
Mobile home	21	21
Boat, RV, van, etc.	0	0
YEAR STRUCTURE BUILT		
Built 2005 or later	0	0
Built 2000 to 2004	0	0
Built 1990 to 1999	0	0
Built 1980 to 1989	0	0
Built 1970 to 1979	57	57
Built 1960 to 1969	666	666
Built 1950 to 1959	65	65
Built 1940 to 1949	68	68
Built 1939 or earlier	79	79
ROOMS		
1 room	0	0

Villages at Roll Hill

Census 2010

	Census Tract	
	85.02	Totals
2 rooms	23	23
3 rooms	75	75
4 rooms	594	594
5 rooms	185	185
6 rooms	12	12
7 rooms	21	21
8 rooms	0	0
9 or more rooms	25	25
YEAR HOUSEHOLDER MOVED INTO UNIT		
Moved in 2005 or later	352	352
Moved in 2000 to 2004	132	132
Moved in 1990 to 1999	43	43
Moved in 1980 to 1989	33	33
Moved in 1970 to 1979	0	0
Moved in 1969 or earlier	34	34
VEHICLES AVAILABLE		
No vehicle available	384	384
1 vehicle available	135	135
2 vehicles available	75	75
3 vehicles available	0	0
4 vehicles available	0	0
5 or more vehicles available	0	0
SELECTED CHARACTERISTICS		
Lacking complete plumbing facilities	25	25
Lacking complete kitchen facilities	25	25
No telephone service	110	110
SPECIFIED OWNER-OCCUPIED UNITS		
	104	104
VALUE		
Less than \$10,000	0	0
\$10,000 to \$14,999	0	0
\$15,000 to \$19,999	0	0
\$20,000 to \$24,999	0	0
\$25,000 to \$29,999	0	0
\$30,000 to \$34,999	0	0
\$35,000 to \$39,999	0	0
\$40,000 to \$49,999	0	0

Villages at Roll Hill

Census 2010

	Census Tract	
	85.02	Totals
\$50,000 to \$59,999	0	0
\$60,000 to \$69,999	0	0
\$70,000 to \$79,999	21	21
\$80,000 to \$89,999	12	12
\$90,000 to \$99,999	0	0
\$100,000 to \$124,999	0	0
\$125,000 to \$149,999	0	0
\$150,000 to \$174,999	0	0
\$175,000 to \$199,999	0	0
\$200,000 to \$249,999	0	0
\$250,000 to \$299,999	0	0
\$300,000 to \$399,999	0	0
\$400,000 to \$499,999	0	0
\$500,000 to \$749,999	0	0
\$750,000 to \$999,999	0	0
\$1,000,000 or more	0	0
Median (dollars)	\$ 77,900	\$ 77,900
MORTGAGE STATUS AND SELECTED MONTHLY OWNERSHIP COSTS		
Housing units with a mortgage:	12	12
Less than \$200	0	0
\$200 to \$299	0	0
\$300 to \$399	0	0
\$400 to \$499	0	0
\$500 to \$599	0	0
\$600 to \$699	0	0
\$700 to \$799	0	0
\$800 to \$899	0	0
\$900 to \$999	12	12
\$1,000 to \$1,249	0	0
\$1,250 to \$1,499	0	0
\$1,500 to \$1,999	0	0
\$2,000 to \$2,499	0	0
\$2,500 to \$2,999	0	0
\$3,000 or more	0	0
Housing units without a mortgage:	21	21
Less than \$100	0	0
\$100 to \$149	0	0
\$150 to \$199	21	21
\$200 to \$249	0	0

Villages at Roll Hill

Census 2010

	Census Tract	
	85.02	Totals
\$250 to \$299	0	0
\$300 to \$349	0	0
\$350 to \$399	0	0
\$400 to \$499	0	0
\$500 to \$599	0	0
\$600 to \$699	0	0
\$700 or more	0	0
SELECTED MONTHLY HOUSING COSTS AS A PERCENTAGE OF HOUSEHOLD INCOME		
Less than 10.0 percent	0	0
10.0 to 14.9 percent	0	0
15.0 to 19.9 percent	0	0
20.0 to 24.9 percent	0	0
25.0 to 29.9 percent	0	0
30.0 to 34.9 percent	0	0
35.0 to 39.9 percent	0	0
40.0 to 49.9 percent	12	12
50.0 percent or more	0	0
Not computed	0	0
SPECIFIED RENTER-OCCUPIED UNITS		
	1578	1,578
GROSS RENT		
With cash rent:	507	507
Less than \$100	23	23
\$100 to \$149	9	9
\$150 to \$199	24	24
\$200 to \$249	32	32
\$250 to \$299	39	39
\$300 to \$349	6	6
\$350 to \$399	12	12
\$400 to \$449	0	0
\$450 to \$499	18	18
\$500 to \$549	37	37
\$550 to \$599	50	50
\$600 to \$649	60	60
\$650 to \$699	33	33
\$700 to \$749	22	22
\$750 to \$799	90	90
\$800 to \$899	52	52

Villages at Roll Hill

Census 2010

	Census Tract	
	85.02	Totals
\$900 to \$999	0	0
\$1,000 to \$1,249	0	0
\$1,250 to \$1,499	0	0
\$1,500 to \$1,999	0	0
\$2,000 or more	0	0
No cash rent	54	54
Median (dollars)	603	603
GROSS RENT AS A PERCENTAGE OF HOUSEHOLD INCOME		
Less than 10.0 percent	32	32
10.0 to 14.9 percent	0	0
15.0 to 19.9 percent	7	7
20.0 to 24.9 percent	31	31
25.0 to 29.9 percent	25	25
30.0 to 34.9 percent	20	20
35.0 to 39.9 percent	26	26
40.0 to 49.9 percent	90	90
50.0 percent or more	252	252
Not computed	78	78

*Denotes that Census Tract/Block Group falls partially within the city boundary and partially within neighboring jurisdiction