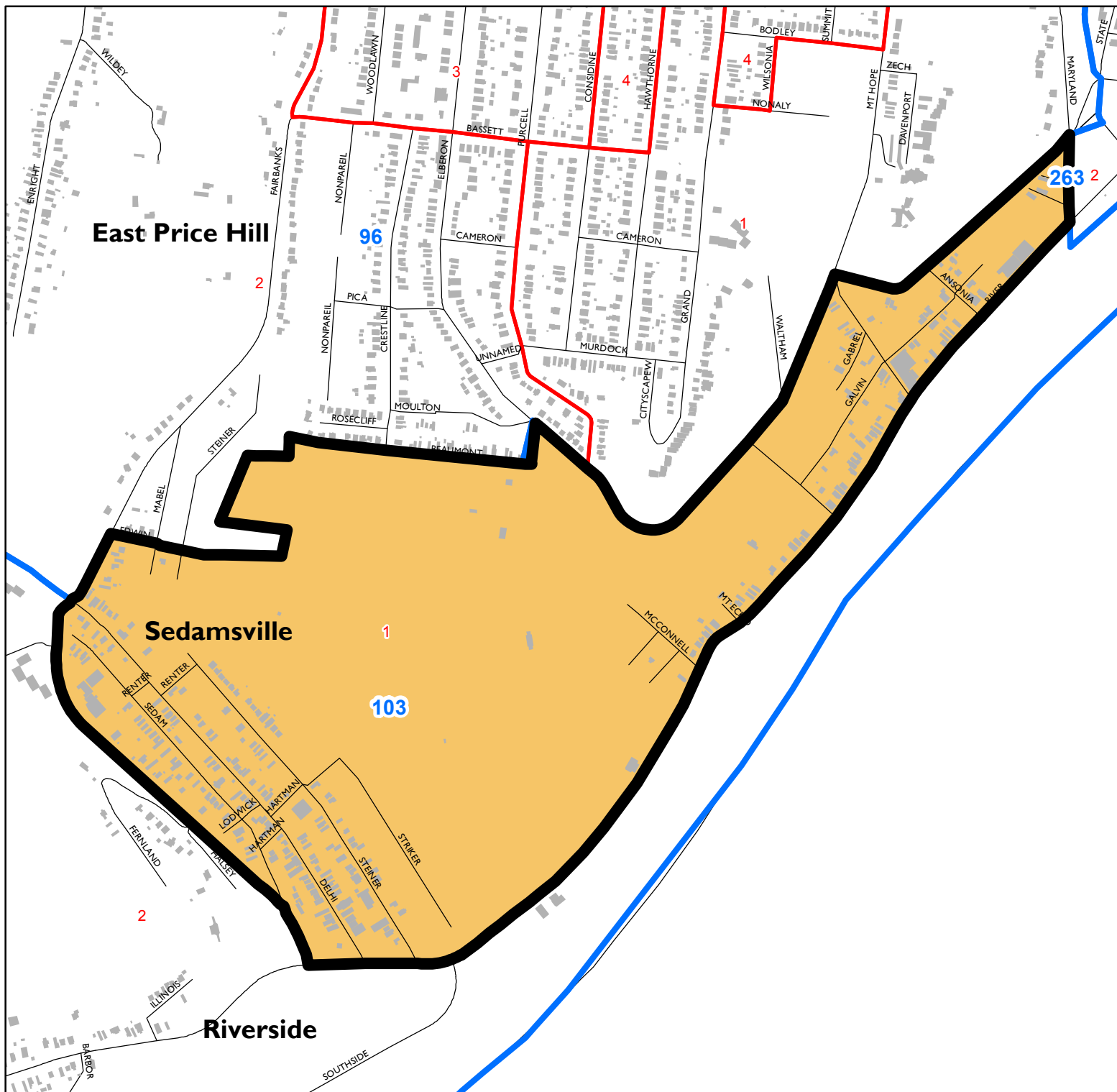







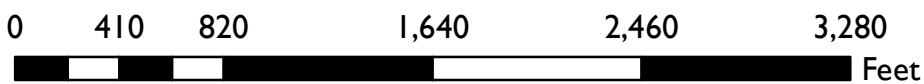
Sedamsville

Statistical Neighborhood Approximation



Legend

-  Sedamsville SNA Boundary
-  2010 Census Tracts
-  2010 Block Groups
-  Buildings
-  Streets



Sedamsville

Census 2010

	Census Tract	
	103 (BG 1)	Totals
TOTAL POPULATION	680	680
SEX		
Male:	337	337
Female:	343	343
SEX BY AGE		
Male:	337	337
Under 5 years	42	42
5 to 9 years	34	34
10 to 14 years	26	26
15 to 17 years	9	9
18 and 19 years	12	12
20 years	5	5
21 years	5	5
22 to 24 years	19	19
25 to 29 years	28	28
30 to 34 years	30	30
35 to 39 years	19	19
40 to 44 years	14	14
45 to 49 years	23	23
50 to 54 years	17	17
55 to 59 years	15	15
60 and 61 years	10	10
62 to 64 years	4	4
65 and 66 years	3	3
67 to 69 years	4	4
70 to 74 years	5	5
75 to 79 years	7	7
80 to 84 years	3	3
85 years and over	3	3
Female:	343	343
Under 5 years	33	33
5 to 9 years	30	30
10 to 14 years	39	39
15 to 17 years	18	18
18 and 19 years	13	13
20 years	5	5
21 years	2	2
22 to 24 years	20	20
25 to 29 years	35	35
30 to 34 years	26	26
35 to 39 years	21	21

Sedamsville

Census 2010

	Census Tract	
	103 (BG 1)	Totals
40 to 44 years	15	15
45 to 49 years	17	17
50 to 54 years	20	20
55 to 59 years	14	14
60 and 61 years	4	4
62 to 64 years	3	3
65 and 66 years	2	2
67 to 69 years	5	5
70 to 74 years	5	5
75 to 79 years	8	8
80 to 84 years	3	3
85 years and over	5	5
RACE		
One Race	667	667
White alone	513	513
Black or African American alone	151	151
American Indian and Alaska Native alone	0	0
Asian alone	0	0
Native Hawaiian and Other Pacific Islander alone	0	0
Some Other Race alone	3	3
Two or More Races	13	13
RACE ALONE OR COMBINATION WITH ONE OR MORE OTHER RACES		
White alone or in combination with one or more other races	526	526
Black or African American alone or in combination with one or more other races	154	154
American Indian and Alaska Native alone or in combination with one or more other races	10	10
Asian alone or in combination with one or more other races	0	0
Native Hawaiian and Other Pacific Islander alone or in combination with one or more other races	1	1
Some Other Race alone or in combination with one or more other races	4	4

Sedamsville

Census 2010

	Census Tract	
	103 (BG 1)	Totals
HISPANIC OR LATINO AND RACE		
Total Population:	680	680
Total Hispanic or Latino Population:	12	12
White alone	7	7
Black or African American alone	0	0
American Indian and Alaska Native alone	0	0
Asian alone	0	0
Native Hawaiian and Other Pacific Islander alone	0	0
Some Other Race alone	3	3
Two or More Races	2	2
HOUSEHOLD		
Total:	680	680
In households:	680	680
In family households:	583	583
Householder:	146	146
Male	61	61
Female	85	85
Spouse	51	51
Biological child	261	261
Adopted child	7	7
Stepchild	8	8
Grandchild	23	23
Brother or sister	10	10
Parent	7	7
Parent-in-law	1	1
Son-in-law or daughter-in-law	1	1
Other relatives	22	22
Nonrelatives	46	46
In nonfamily households:	97	97
Male householder:	52	52
Living alone	39	39
Not living alone	13	13
Female householder:	24	24
Living alone	20	20

Sedamsville

Census 2010

	Census Tract	
	103 (BG 1)	Totals
Not living alone	4	4
Nonrelatives	21	21
In group quarters:	0	0
Institutionalized population	0	0
Noninstitutionalized population	0	0
HOUSING TYPE		
Total Households:	222	222
Family households:	146	146
Husband-wife family	51	51
Other family:	95	95
Male householder, no wife present	26	26
Female householder, no husband present	69	69
Nonfamily households:	76	76
Householder living alone	59	59
Householder not living alone	17	17
HOUSING OCCUPANCY		
Total Housing Units:	346	346
Occupied	222	222
Vacant	124	124
Vacancy Status		
For rent	34	34
Rented, not occupied	0	0
For sale only	8	8
Sold, not occupied	0	0
For seasonal, recreational, or occasional use	3	3
For migrant workers	0	0
Other vacant	79	79
HOUSING TENURE		
Total Occupied Housing Units:	222	222
Owned Occupied	99	99
Owned with a mortgage or a loan	56	56
Owned free and clear	43	43

Sedamsville

Census 2010

	Census Tract	
	103 (BG 1)	Totals
Renter occupied	123	123
COMMUTING TO WORK		
Total:	145	145
Car, truck, or van:	91	91
Drove alone	68	68
Carpooled:	23	23
In 2-person carpool	23	23
In 3-person carpool	0	0
In 4-person carpool	0	0
In 5- or 6-person carpool	0	0
In 7-or-more-person carpool	0	0
Public transportation (excluding taxicab):	47	47
Bus or trolley bus	47	47
Streetcar or trolley car (carro publico in Puerto Rico)	0	0
Subway or elevated	0	0
Railroad	0	0
Ferryboat	0	0
Taxicab	0	0
Motorcycle	0	0
Bicycle	0	0
Walked	0	0
Other means	0	0
Worked at home	7	7
OCCUPATION		
Management, business, science, and arts occupations:	0	0
Service occupations:	81	81
Sales and office occupations:	46	46
Natural resources, construction, and maintenance occupations:	28	28
Production, transportation, and material moving occupations:	0	0
INDUSTRY		
Agriculture, forestry, fishing and hunting, and mining:	0	0

Sedamsville

Census 2010

	Census Tract	
	103 (BG 1)	Totals
Construction	7	7
Manufacturing	11	11
Wholesale trade	0	0
Retail trade	10	10
Transportation and warehousing, and utilities:	0	0
Information	0	0
Finance and insurance, and real estate and rental and leasing:	10	10
Professional, scientific, and management, and administrative and waste management services:	96	96
Educational services, and health care and social assistance:	10	10
Arts, entertainment, and recreation, and accommodation and food services:	11	11
Other services, except public administration	0	0
Public administration	0	0
CLASS OF WORKERS		
Private for-profit wage and salary workers:	137	137
Private not-for-profit wage and salary workers	0	0
Local government workers	11	11
State government workers	0	0
Federal government workers	0	0
Self-employed in own not incorporated business workers	7	7
Unpaid family workers	0	0
INCOME		
Households		
Less than \$10,000	41	41
\$10,000 to \$14,999	13	13
\$15,000 to \$19,999	36	36
\$20,000 to \$24,999	34	34
\$25,000 to \$29,999	23	23
\$30,000 to \$34,999	0	0
\$35,000 to \$39,999	19	19

Sedamsville

Census 2010

	Census Tract	
	103 (BG 1)	Totals
\$40,000 to \$44,999	8	8
\$45,000 to \$49,999	11	11
\$50,000 to \$59,999	8	8
\$60,000 to \$74,999	47	47
\$75,000 to \$99,999	0	0
\$100,000 to \$124,999	0	0
\$125,000 to \$149,999	0	0
\$150,000 to \$199,999	0	0
\$200,000 or more	0	0
Median household income (dollars)**	\$ 24,091	\$ 24,091
Families		
Less than \$10,000	10	10
\$10,000 to \$14,999	13	13
\$15,000 to \$19,999	36	36
\$20,000 to \$24,999	11	11
\$25,000 to \$29,999	20	20
\$30,000 to \$34,999	0	0
\$35,000 to \$39,999	19	19
\$40,000 to \$44,999	8	8
\$45,000 to \$49,999	47	47
\$50,000 to \$59,999	0	0
\$60,000 to \$74,999	11	11
\$75,000 to \$99,999	0	0
\$100,000 to \$124,999	0	0
\$125,000 to \$149,999	0	0
\$150,000 to \$199,999	0	0
\$200,000 or more	0	0
Median family income (dollars)***	\$ 27,188	\$ 27,188
Per capita income (dollars)****	\$ 7,789	\$ 7,789
MEDIAN EARNINGS (DOLLARS)		
Male full-time, year-round workers	\$ 18,201	\$ 18,201
Female full-time, year-round workers	\$ 26,364	\$ 26,364
POVERTY STATUS		
Total:	175	175

Sedamsville

Census 2010

	Census Tract	
	103 (BG 1)	Totals
Income in the past 12 months below poverty level:	50	50
Married-couple family:	35	35
With related children under 18 years:	25	25
Under 5 years only	12	12
Under 5 years and 5 to 17 years	13	13
5 to 17 years only	0	0
No related children under 18 years	10	10
Other family:	15	15
Male householder, no wife present:	8	8
With related children under 18 years:	8	8
Under 5 years only	0	0
Under 5 years and 5 to 17 years	0	0
5 to 17 years only	8	8
No related children under 18 years	0	0
Female householder, no husband present:	7	7
With related children under 18 years:	7	7
Under 5 years only	0	0
Under 5 years and 5 to 17 years	7	7
5 to 17 years only	0	0
No related children under 18 years	0	0
SCHOOL ENROLLMENT		
Enrolled in school:	449	449
Enrolled in nursery school, preschool:	36	36
Enrolled in kindergarten:	29	29
Enrollment in grade 1 to 8:	88	88
Enrolled in grade 9 to grade 12:	10	10

Sedamsville

Census 2010

	Census Tract	
	103 (BG 1)	Totals
Enrollment in college or graduate school	186	186
EDUCATIONAL ATTAINMENT		
Total	442	442
Less than 9th grade	8	8
9th to 12th grade, no diploma	156	156
High school graduate (and equivalency)	151	151
Some college, no degree	104	104
Associate degree	0	0
Bachelor's degree	0	0
Graduate or professional degree	23	23
MARITAL STATUS		
Total	732	732
Never married	432	432
Now married, except separated	160	160
Separated	37	37
Total widows	34	34
Female widows	34	34
Total divorced	69	69
Female divorced	11	11
VETERAN STATUS		
Civilians veterans	41	41
LANGUAGE SPOKEN AT HOME		
Speak only English	888	888
Speak Spanish:	0	0
Speak English "very well"	0	0
Speak English "well"	0	0
Speak English "not well"	0	0
Speak English "not at all"	0	0
Speak other Indo-European languages:	0	0
Speak English "very well"	0	0
Speak English "well"	0	0
Speak English "not well"	0	0

Sedamsville

Census 2010

	Census Tract	
	103 (BG 1)	Totals
Speak English "not at all"	0	0
Speak Asian and Pacific Island languages:	0	0
Speak English "very well"	0	0
Speak English "well"	0	0
Speak English "not well"	0	0
Speak English "not at all"	0	0
Speak other languages:	0	0
Speak English "very well"	0	0
Speak English "well"	0	0
Speak English "not well"	0	0
Speak English "not at all"	0	0
OCCUPIED HOUSING UNITS	222	222
UNITS IN STRUCTURE		
1, detached	175	175
1, attached	20	20
2	49	49
3 or 4	103	103
5 to 9	0	0
10 to 19	29	29
20 to 49	0	0
50 or more	0	0
Mobile home	0	0
Boat, RV, van, etc.	0	0
YEAR STRUCTURE BUILT		
Built 2005 or later	0	0
Built 2000 to 2004	0	0
Built 1990 to 1999	0	0
Built 1980 to 1989	0	0
Built 1970 to 1979	0	0
Built 1960 to 1969	0	0
Built 1950 to 1959	11	11
Built 1940 to 1949	63	63
Built 1939 or earlier	302	302
ROOMS		
1 room	0	0

Sedamsville

Census 2010

	Census Tract	
	103 (BG 1)	Totals
2 rooms	0	0
3 rooms	22	22
4 rooms	107	107
5 rooms	58	58
6 rooms	98	98
7 rooms	63	63
8 rooms	20	20
9 or more rooms	8	8
YEAR HOUSEHOLDER MOVED INTO UNIT		
Moved in 2005 or later	147	147
Moved in 2000 to 2004	0	0
Moved in 1990 to 1999	63	63
Moved in 1980 to 1989	0	0
Moved in 1970 to 1979	19	19
Moved in 1969 or earlier	11	11
VEHICLES AVAILABLE		
No vehicle available	34	34
1 vehicle available	86	86
2 vehicles available	72	72
3 vehicles available	40	40
4 vehicles available	8	8
5 or more vehicles available	0	0
SELECTED CHARACTERISTICS		
Lacking complete plumbing facilities	33	33
Lacking complete kitchen facilities	55	55
No telephone service	0	0
SPECIFIED OWNER-OCCUPIED UNITS		
	258	258
VALUE		
Less than \$10,000	0	0
\$10,000 to \$14,999	10	10
\$15,000 to \$19,999	11	11
\$20,000 to \$24,999	0	0

Sedamsville

Census 2010

	Census Tract	
	103 (BG 1)	Totals
\$25,000 to \$29,999	0	0
\$30,000 to \$34,999	11	11
\$35,000 to \$39,999	0	0
\$40,000 to \$49,999	11	11
\$50,000 to \$59,999	0	0
\$60,000 to \$69,999	28	28
\$70,000 to \$79,999	8	8
\$80,000 to \$89,999	0	0
\$90,000 to \$99,999	0	0
\$100,000 to \$124,999	0	0
\$125,000 to \$149,999	0	0
\$150,000 to \$174,999	0	0
\$175,000 to \$199,999	0	0
\$200,000 to \$249,999	0	0
\$250,000 to \$299,999	0	0
\$300,000 to \$399,999	0	0
\$400,000 to \$499,999	0	0
\$500,000 to \$749,999	0	0
\$750,000 to \$999,999	0	0
\$1,000,000 or more	0	0
Median (dollars)	\$ 46,800	\$ 46,800
MORTGAGE STATUS AND SELECTED MONTHLY OWNERSHIP COSTS		
Housing units with a mortgage:	42	42
Less than \$200	0	0
\$200 to \$299	0	0
\$300 to \$399	0	0
\$400 to \$499	0	0
\$500 to \$599	0	0
\$600 to \$699	22	22
\$700 to \$799	0	0
\$800 to \$899	11	11
\$900 to \$999	0	0
\$1,000 to \$1,249	9	9
\$1,250 to \$1,499	0	0
\$1,500 to \$1,999	0	0
\$2,000 to \$2,499	0	0
\$2,500 to \$2,999	0	0

Sedamsville

Census 2010

	Census Tract	
	103 (BG 1)	Totals
\$3,000 or more	0	0
Housing units without a mortgage:	37	37
Less than \$100	0	0
\$100 to \$149	0	0
\$150 to \$199	0	0
\$200 to \$249	0	0
\$250 to \$299	0	0
\$300 to \$349	0	0
\$350 to \$399	0	0
\$400 to \$499	0	0
\$500 to \$599	0	0
\$600 to \$699	21	21
\$700 or more	16	16
SELECTED MONTHLY HOUSING COSTS AS A PERCENTAGE OF HOUSEHOLD INCOME		
Less than 10.0 percent	0	0
10.0 to 14.9 percent	11	11
15.0 to 19.9 percent	11	11
20.0 to 24.9 percent	18	18
25.0 to 29.9 percent	11	11
30.0 to 34.9 percent	8	8
35.0 to 39.9 percent	0	0
40.0 to 49.9 percent	20	20
50.0 percent or more	0	0
Not computed	0	0
SPECIFIED RENTER-OCCUPIED UNITS		
	783	783
GROSS RENT		
With cash rent:	151	151
Less than \$100	0	0
\$100 to \$149	0	0
\$150 to \$199	0	0
\$200 to \$249	0	0
\$250 to \$299	0	0

Sedamsville

Census 2010

	Census Tract	
	103 (BG 1)	Totals
\$300 to \$349	23	23
\$350 to \$399	0	0
\$400 to \$449	29	29
\$450 to \$499	0	0
\$500 to \$549	0	0
\$550 to \$599	43	43
\$600 to \$649	21	21
\$650 to \$699	0	0
\$700 to \$749	12	12
\$750 to \$799	10	10
\$800 to \$899	0	0
\$900 to \$999	0	0
\$1,000 to \$1,249	0	0
\$1,250 to \$1,499	13	13
\$1,500 to \$1,999	0	0
\$2,000 or more	0	0
No cash rent	10	10
Median (dollars)	577	577
GROSS RENT AS A PERCENTAGE OF HOUSEHOLD INCOME		
Less than 10.0 percent	36	36
10.0 to 14.9 percent	0	0
15.0 to 19.9 percent	23	23
20.0 to 24.9 percent	0	0
25.0 to 29.9 percent	29	29
30.0 to 34.9 percent	12	12
35.0 to 39.9 percent	0	0
40.0 to 49.9 percent	7	7
50.0 percent or more	34	34
Not computed	20	20

*Denotes that Census Tract/Block Group falls partially within the city boundary and partially within neighboring jurisdiction