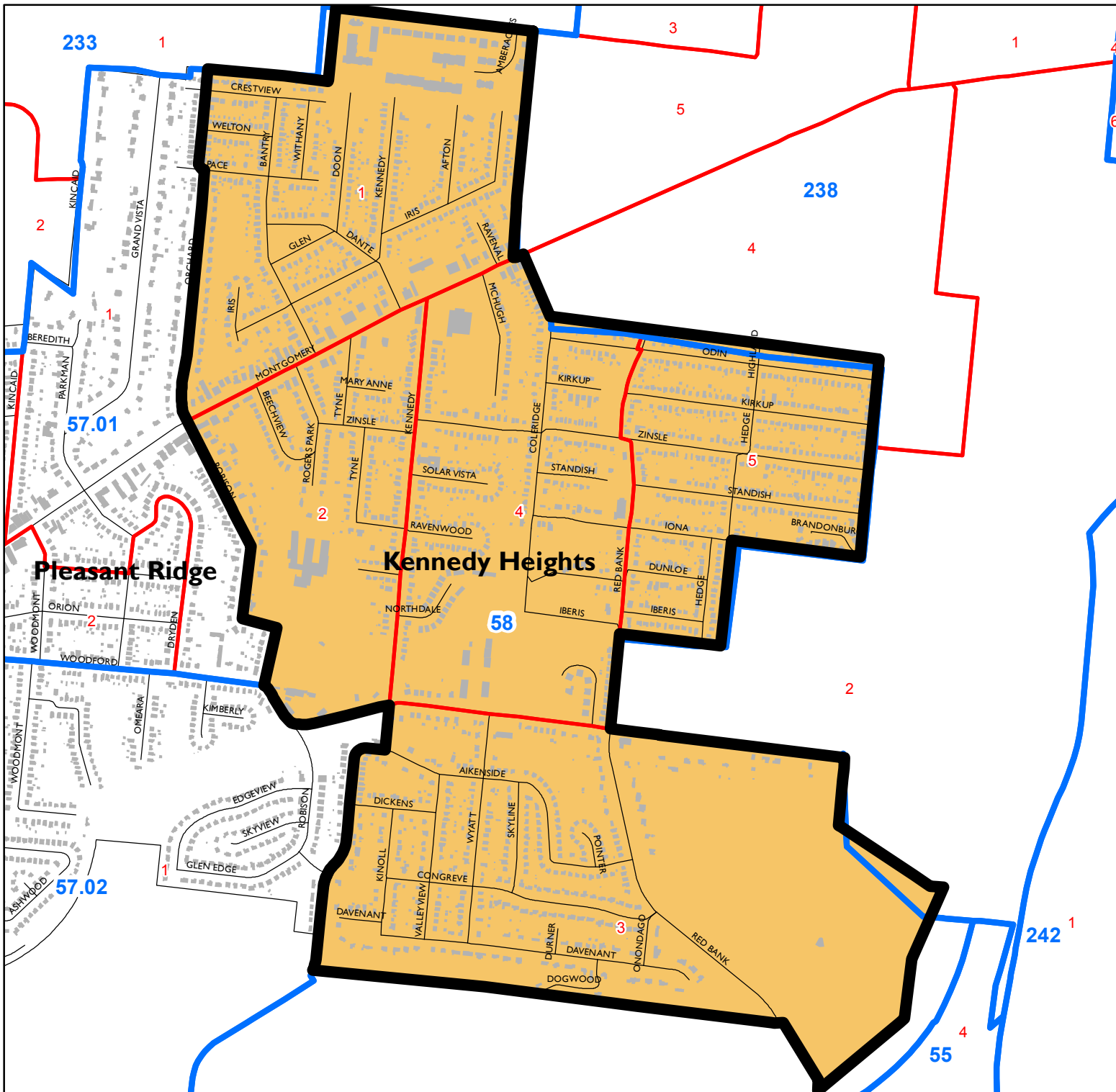







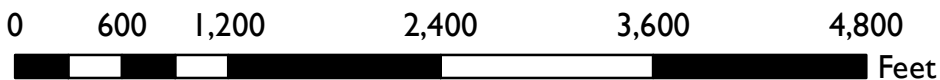
Kennedy Heights

Statistical Neighborhood Approximation



Legend

-  Kennedy Heights SNA Boundary
-  2010 Census Tracts
-  2010 Block Groups
-  Buildings
-  Streets



Kennedy Heights

Census 2010

	Census Tract	
	58*	Totals
TOTAL POPULATION	4,847	4,847
SEX		
Male:	2,172	2,172
Female:	2,675	2,675
SEX BY AGE		
Male:	2,172	2,172
Under 5 years	128	128
5 to 9 years	139	139
10 to 14 years	162	162
15 to 17 years	109	109
18 and 19 years	58	58
20 years	22	22
21 years	19	19
22 to 24 years	59	59
25 to 29 years	126	126
30 to 34 years	131	131
35 to 39 years	139	139
40 to 44 years	153	153
45 to 49 years	169	169
50 to 54 years	162	162
55 to 59 years	142	142
60 and 61 years	62	62
62 to 64 years	68	68
65 and 66 years	39	39
67 to 69 years	57	57
70 to 74 years	88	88
75 to 79 years	45	45
80 to 84 years	57	57
85 years and over	38	38
Female:	2,675	2,675
Under 5 years	136	136
5 to 9 years	138	138
10 to 14 years	126	126
15 to 17 years	114	114
18 and 19 years	44	44
20 years	25	25

Kennedy Heights

Census 2010

	Census Tract	
	58*	Totals
21 years	26	26
22 to 24 years	85	85
25 to 29 years	164	164
30 to 34 years	146	146
35 to 39 years	173	173
40 to 44 years	159	159
45 to 49 years	212	212
50 to 54 years	220	220
55 to 59 years	198	198
60 and 61 years	59	59
62 to 64 years	91	91
65 and 66 years	54	54
67 to 69 years	84	84
70 to 74 years	110	110
75 to 79 years	99	99
80 to 84 years	109	109
85 years and over	103	103
RACE		
One Race	4,696	4,696
White alone	1216	1,216
Black or African American alone	3,350	3,350
American Indian and Alaska Native alone	9	9
Asian alone	35	35
Native Hawaiian and Other Pacific Islander alone	4	4
Some Other Race alone	82	82
Two or More Races	151	151
RACE ALONE OR COMBINATION WITH ONE OR MORE OTHER RACES		
White alone or in combination with one or more other races	1327	1,327
Black or African American alone or in combination with one or more other races	3,470	3,470
American Indian and Alaska Native alone or in combination with one or more other races	48	48
Asian alone or in combination with one or more other races	70	70
Native Hawaiian and Other Pacific Islander alone or in combination with one or more other races	6	6

Kennedy Heights

Census 2010

	Census Tract	
	58*	Totals
Some Other Race alone or in combination with one or more other races	101	101
HISPANIC OR LATINO AND RACE		
Total Population:	4,847	4,847
Total Hispanic or Latino Population:	120	120
White alone	43	43
Black or African American alone	12	12
American Indian and Alaska Native alone	1	1
Asian alone	3	3
Native Hawaiian and Other Pacific Islander alone	0	0
Some Other Race alone	52	52
Two or More Races	9	9
HOUSEHOLD		
Total:	4,847	4,847
In households:	4,828	4,828
In family households:	3,584	3,584
Householder:	1,202	1,202
Male	581	581
Female	621	621
Spouse	655	655
Biological child	1,204	1,204
Adopted child	29	29
Stepchild	46	46
Grandchild	177	177
Brother or sister	56	56
Parent	32	32
Parent-in-law	6	6
Son-in-law or daughter-in-law	9	9
Other relatives	57	57
Nonrelatives	111	111
In nonfamily households:	1,244	1,244
Male householder:	429	429
Living alone	374	374
Not living alone	55	55

Kennedy Heights

Census 2010

	Census Tract	
	58*	Totals
Female householder:	675	675
Living alone	614	614
Not living alone	61	61
Nonrelatives	140	140
In group quarters:	19	19
Institutionalized population	0	0
Noninstitutionalized population	19	19
HOUSING TYPE		
Total Households:	2,306	2,306
Family households:	1,202	1,202
Husband-wife family	655	655
Other family:	547	547
Male householder, no wife present	88	88
Female householder, no husband present	459	459
Nonfamily households:	1,104	1,104
Householder living alone	988	988
Householder not living alone	116	116
HOUSING OCCUPANCY		
Total Housing Units:	2,581	2,581
Occupied	2,306	2,306
Vacant	275	275
Vacancy Status		
For rent	128	128
Rented, not occupied	7	7
For sale only	48	48
Sold, not occupied	9	9
For seasonal, recreational, or occasional use	3	3
For migrant workers	0	0
Other vacant	80	80
HOUSING TENURE		
Total Occupied Housing Units:	2,306	2,306
Owned Occupied	1,306	1,306

Kennedy Heights

Census 2010

	Census Tract	
	58*	Totals
Owned with a mortgage or a loan	954	954
Owned free and clear	352	352
Renter occupied	1,000	1,000
COMMUTING TO WORK		
Total:	2372	2,372
Car, truck, or van:	1831	1,831
Drove alone	1629	1,629
Carpooled:	202	202
In 2-person carpool	202	202
In 3-person carpool	0	0
In 4-person carpool	0	0
In 5- or 6-person carpool	0	0
In 7-or-more-person carpool	0	0
Public transportation (excluding taxicab):	212	212
Bus or trolley bus	212	212
Streetcar or trolley car (carro publico in Puerto Rico)	0	0
Subway or elevated	0	0
Railroad	0	0
Ferryboat	0	0
Taxicab	46	46
Motorcycle	0	0
Bicycle	0	0
Walked	155	155
Other means	17	17
Worked at home	111	111
OCCUPATION		
Management, business, science, and arts occupations:	761	761
Service occupations:	452	452
Sales and office occupations:	710	710
Natural resources, construction, and maintenance occupations:	191	191
Production, transportation, and material moving occupations:	282	282

Kennedy Heights

Census 2010

	Census Tract	
	58*	Totals
INDUSTRY		
Agriculture, forestry, fishing and hunting, and mining:	1379	1,379
Construction	175	175
Manufacturing	222	222
Wholesale trade	105	105
Retail trade	87	87
Transportation and warehousing, and utilities:	226	226
Information	12	12
Finance and insurance, and real estate and rental and leasing:	166	166
Professional, scientific, and management, and administrative and waste management services:	268	268
Educational services, and health care and social assistance:	339	339
Arts, entertainment, and recreation, and accommodation and food services:	540	540
Other services, except public administration	112	112
Public administration	74	74
CLASS OF WORKERS		
Private for-profit wage and salary workers:	1652	1,652
Private not-for-profit wage and salary workers	266	266
Local government workers	143	143
State government workers	109	109
Federal government workers	37	37
Self-employed in own not incorporated business workers	189	189
Unpaid family workers	0	0
INCOME		
Households		
Less than \$10,000	228	228
\$10,000 to \$14,999	196	196
\$15,000 to \$19,999	185	185
\$20,000 to \$24,999	84	84
\$25,000 to \$29,999	158	158
\$30,000 to \$34,999	77	77
\$35,000 to \$39,999	117	117

Kennedy Heights

Census 2010

	Census Tract	
	58*	Totals
\$40,000 to \$44,999	131	131
\$45,000 to \$49,999	90	90
\$50,000 to \$59,999	265	265
\$60,000 to \$74,999	327	327
\$75,000 to \$99,999	298	298
\$100,000 to \$124,999	76	76
\$125,000 to \$149,999	0	0
\$150,000 to \$199,999	44	44
\$200,000 or more	28	28
Median household income (dollars)**	\$ 44,310	\$ 44,310
Families		
Less than \$10,000	86	86
\$10,000 to \$14,999	96	96
\$15,000 to \$19,999	77	77
\$20,000 to \$24,999	14	14
\$25,000 to \$29,999	42	42
\$30,000 to \$34,999	38	38
\$35,000 to \$39,999	33	33
\$40,000 to \$44,999	93	93
\$45,000 to \$49,999	77	77
\$50,000 to \$59,999	133	133
\$60,000 to \$74,999	240	240
\$75,000 to \$99,999	161	161
\$100,000 to \$124,999	60	60
\$125,000 to \$149,999	0	0
\$150,000 to \$199,999	44	44
\$200,000 or more	18	18
Median family income (dollars)***	\$ 52,750	\$ 52,750
Per capita income (dollars)****	\$ 23,535	\$ 23,535
MEDIAN EARNINGS (DOLLARS)		
Male full-time, year-round workers	24,022	X
Female full-time, year-round workers	26,779	X
POVERTY STATUS		
Total:	1,212	1,212

Kennedy Heights

Census 2010

	Census Tract	
	58*	Totals
Income in the past 12 months below poverty level:	172	172
Married-couple family:	0	0
With related children under 18 years:	0	0
Under 5 years only	0	0
Under 5 years and 5 to 17 years	0	0
5 to 17 years only	0	0
No related children under 18 years	0	0
Other family:	172	172
Male householder, no wife present:	35	35
With related children under 18 years:	15	15
Under 5 years only	9	9
Under 5 years and 5 to 17 years	0	0
5 to 17 years only	6	6
No related children under 18 years	20	20
Female householder, no husband present:	137	137
With related children under 18 years:	104	104
Under 5 years only	0	0
Under 5 years and 5 to 17 years	58	58
5 to 17 years only	46	46
No related children under 18 years	33	33
SCHOOL ENROLLMENT		
Enrolled in school:	1,237	1,237
Enrolled in nursery school, preschool:	74	74
Enrolled in kindergarten:	15	15
Enrollment in grade 1 to 8:	575	575
Enrolled in grade 9 to grade 12:	299	299
Enrollment in college or graduate school	274	274
EDUCATIONAL ATTAINMENT		
Total	3,628	3,628
Less than 9th grade	67	67

Kennedy Heights

Census 2010

	Census Tract	
	58*	Totals
9th to 12th grade, no diploma	384	384
High school graduate (and equivalency)	897	897
Some college, no degree	667	667
Associate degree	305	305
Bachelor's degree	915	915
Graduate or professional degree	393	393
MARITAL STATUS		
Total	4,320	4,320
Never married	1,831	1,831
Now married, except seperated	3,128	3,128
Seperated	119	119
Total widowes	188	188
Female widowes	111	111
Total divorced	502	502
Female divorced	338	338
VETERAN STATUS		
Civilians veterans	448	448
LANGUAGE SPOKEN AT HOME		
Speak only English	4,945	4,945
Speak Spanish:	3,997	3,997
Speak English "very well"	13	13
Speak English "well"	13	13
Speak English "not well"	0	0
Speak English "not at all"	0	0
Speak other Indo-European languages:	0	0
Speak English "very well"	15	15
Speak English "well"	15	15
Speak English "not well"	0	0
Speak English "not at all"	0	0
Speak Asian and Pacific Island languages:	0	0
Speak English "very well"	0	0
Speak English "well"	0	0
Speak English "not well"	0	0
Speak English "not at all"	0	0
Speak other languages:	0	0

Kennedy Heights

Census 2010

	Census Tract	
	58*	Totals
Speak English "very well"	0	0
Speak English "well"	0	0
Speak English "not well"	0	0
Speak English "not at all"	0	0
OCCUPIED HOUSING UNITS	2,306	2,306
UNITS IN STRUCTURE		
1, detached	1523	1,523
1, attached	15	15
2	186	186
3 or 4	464	464
5 to 9	97	97
10 to 19	194	194
20 to 49	201	201
50 or more	31	31
Mobile home	0	0
Boat, RV, van, etc.	0	0
YEAR STRUCTURE BUILT		
Built 2005 or later	13	13
Built 2000 to 2004	12	12
Built 1990 to 1999	55	55
Built 1980 to 1989	287	287
Built 1970 to 1979	372	372
Built 1960 to 1969	150	150
Built 1950 to 1959	566	566
Built 1940 to 1949	427	427
Built 1939 or earlier	829	829
ROOMS		
1 room	0	0
2 rooms	180	180
3 rooms	215	215
4 rooms	428	428
5 rooms	427	427
6 rooms	560	560
7 rooms	504	504

Kennedy Heights

Census 2010

	Census Tract	
	58*	Totals
8 rooms	168	168
9 or more rooms	229	229
YEAR HOUSEHOLDER MOVED INTO UNIT		
Moved in 2005 or later	694	694
Moved in 2000 to 2004	505	505
Moved in 1990 to 1999	487	487
Moved in 1980 to 1989	233	233
Moved in 1970 to 1979	237	237
Moved in 1969 or earlier	148	148
VEHICLES AVAILABLE		
No vehicle available	378	378
1 vehicle available	948	948
2 vehicles available	715	715
3 vehicles available	187	187
4 vehicles available	50	50
5 or more vehicles available	26	26
SELECTED CHARACTERISTICS		
Lacking complete plumbing facilities	0	0
Lacking complete kitchen facilities	0	0
No telephone service	232	232
SPECIFIED OWNER-OCCUPIED UNITS		
	3536	3,536
VALUE		
Less than \$10,000	11	11
\$10,000 to \$14,999	38	38
\$15,000 to \$19,999	0	0
\$20,000 to \$24,999	0	0
\$25,000 to \$29,999	0	0
\$30,000 to \$34,999	0	0
\$35,000 to \$39,999	14	14
\$40,000 to \$49,999	0	0
\$50,000 to \$59,999	13	13
\$60,000 to \$69,999	65	65

Kennedy Heights

Census 2010

	Census Tract	
	58*	Totals
\$70,000 to \$79,999	73	73
\$80,000 to \$89,999	110	110
\$90,000 to \$99,999	145	145
\$100,000 to \$124,999	263	263
\$125,000 to \$149,999	322	322
\$150,000 to \$174,999	130	130
\$175,000 to \$199,999	88	88
\$200,000 to \$249,999	76	76
\$250,000 to \$299,999	15	15
\$300,000 to \$399,999	104	104
\$400,000 to \$499,999	0	0
\$500,000 to \$749,999	0	0
\$750,000 to \$999,999	0	0
\$1,000,000 or more	0	0
Median (dollars)	\$ 125,100	X
MORTGAGE STATUS AND SELECTED MONTHLY OWNERSHIP COSTS		
Housing units with a mortgage:	1021	1,021
Less than \$200	0	0
\$200 to \$299	0	0
\$300 to \$399	0	0
\$400 to \$499	0	0
\$500 to \$599	0	0
\$600 to \$699	42	42
\$700 to \$799	30	30
\$800 to \$899	46	46
\$900 to \$999	99	99
\$1,000 to \$1,249	131	131
\$1,250 to \$1,499	190	190
\$1,500 to \$1,999	296	296
\$2,000 to \$2,499	106	106
\$2,500 to \$2,999	64	64
\$3,000 or more	17	17
		0
Housing units without a mortgage:	446	446
Less than \$100	0	0
\$100 to \$149	0	0

Kennedy Heights

Census 2010

	Census Tract	
	58*	Totals
\$150 to \$199	14	14
\$200 to \$249	0	0
\$250 to \$299	11	11
\$300 to \$349	29	29
\$350 to \$399	77	77
\$400 to \$499	115	115
\$500 to \$599	61	61
\$600 to \$699	44	44
\$700 or more	95	95
SELECTED MONTHLY HOUSING COSTS AS A PERCENTAGE OF HOUSEHOLD INCOME		
Less than 10.0 percent	149	149
10.0 to 14.9 percent	105	105
15.0 to 19.9 percent	158	158
20.0 to 24.9 percent	206	206
25.0 to 29.9 percent	107	107
30.0 to 34.9 percent	163	163
35.0 to 39.9 percent	187	187
40.0 to 49.9 percent	230	230
50.0 percent or more	0	0
Not computed	0	0
SPECIFIED RENTER-OCCUPIED UNITS	1,675	1,675
GROSS RENT		
With cash rent:	837	837
Less than \$100	0	0
\$100 to \$149	16	16
\$150 to \$199	25	25
\$200 to \$249	0	0
\$250 to \$299	0	0
\$300 to \$349	15	15
\$350 to \$399	15	15
\$400 to \$449	0	0
\$450 to \$499	14	14
\$500 to \$549	221	221

Kennedy Heights

Census 2010

	Census Tract	
	58*	Totals
\$550 to \$599	46	46
\$600 to \$649	105	105
\$650 to \$699	133	133
\$700 to \$749	14	14
\$750 to \$799	0	0
\$800 to \$899	43	43
\$900 to \$999	45	45
\$1,000 to \$1,249	130	130
\$1,250 to \$1,499	15	15
\$1,500 to \$1,999	0	0
\$2,000 or more	0	0
No cash rent	0	0
Median (dollars)	632	X
GROSS RENT AS A PERCENTAGE OF HOUSEHOLD INCOME		
Less than 10.0 percent	0	0
10.0 to 14.9 percent	114	114
15.0 to 19.9 percent	61	61
20.0 to 24.9 percent	228	228
25.0 to 29.9 percent	77	77
30.0 to 34.9 percent	0	0
35.0 to 39.9 percent	45	45
40.0 to 49.9 percent	135	135
50.0 percent or more	177	177
Not computed	0	0

*Denotes that Census Tract/Block Group falls partially within the city boundary and partially within neighboring jurisdiction