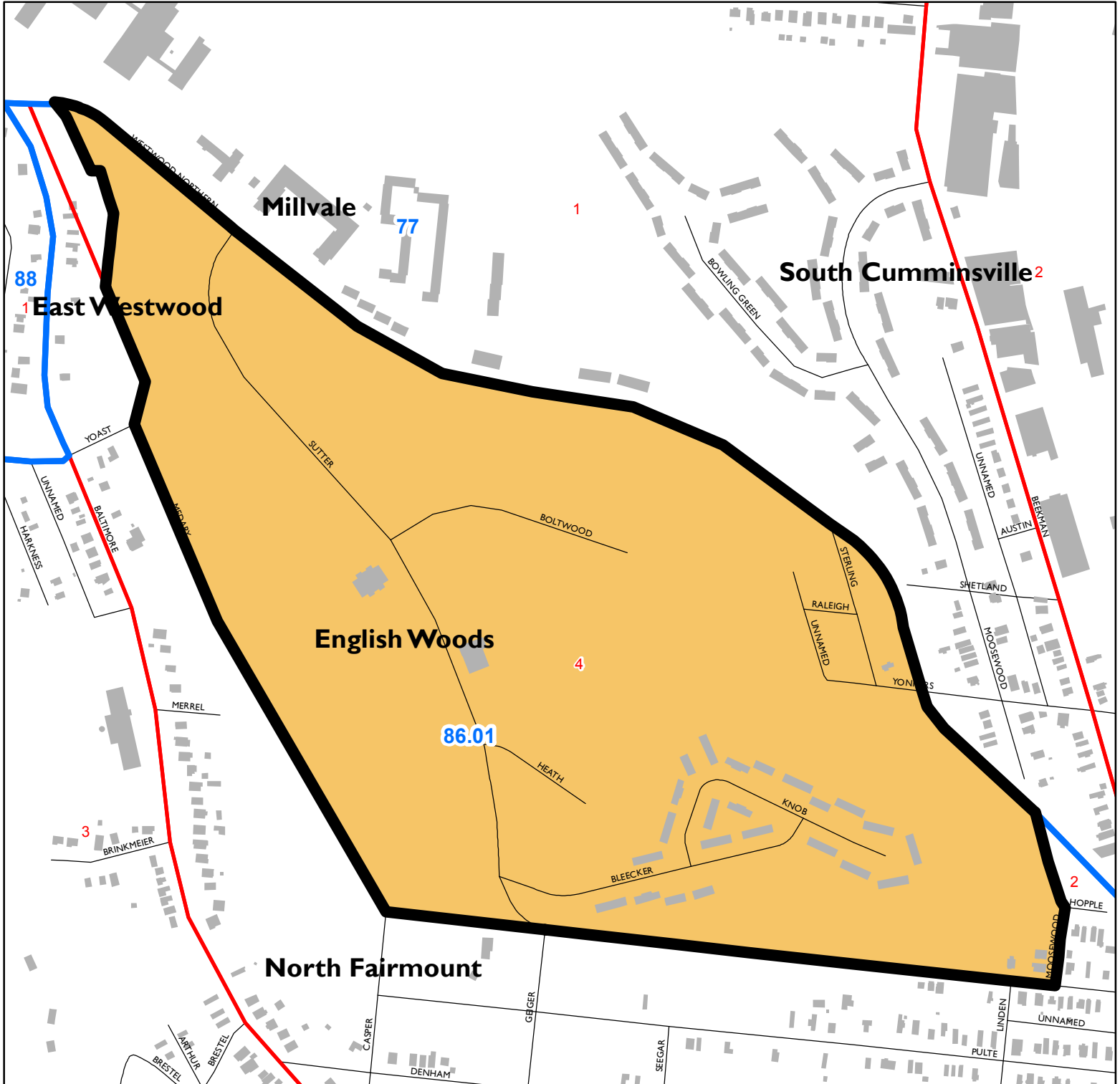







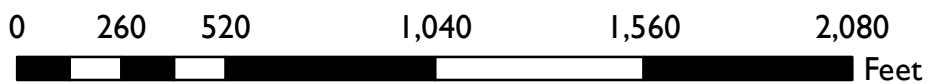
English Woods

Statistical Neighborhood Approximation



Legend

-  English Woods SNA Boundary
-  2010 Census Tracts
-  2010 Block Groups
-  Buildings
-  Streets



English Woods

Census 2010

	Census Tract	
	86.01 (BG 4)	Totals
TOTAL POPULATION	405	405
SEX		
Male:	163	163
Female:	242	242
SEX BY AGE		
Male:	163	163
Under 5 years	24	24
5 to 9 years	14	14
10 to 14 years	11	11
15 to 17 years	7	7
18 and 19 years	9	9
20 years	3	3
21 years	11	11
22 to 24 years	9	9
25 to 29 years	9	9
30 to 34 years	9	9
35 to 39 years	8	8
40 to 44 years	5	5
45 to 49 years	8	8
50 to 54 years	12	12
55 to 59 years	7	7
60 and 61 years	6	6
62 to 64 years	2	2
65 and 66 years	2	2
67 to 69 years	2	2
70 to 74 years	4	4
75 to 79 years	-	0
80 to 84 years	-	0
85 years and over	1	1
Female:	242	242
Under 5 years	38	38
5 to 9 years	22	22
10 to 14 years	13	13
15 to 17 years	3	3
18 and 19 years	8	8
20 years	13	13
21 years	9	9
22 to 24 years	19	19
25 to 29 years	25	25
30 to 34 years	11	11
35 to 39 years	10	10
40 to 44 years	5	5

English Woods

Census 2010

	Census Tract	
	86.01 (BG 4)	Totals
45 to 49 years	18	18
50 to 54 years	11	11
55 to 59 years	13	13
60 and 61 years	6	6
62 to 64 years	2	2
65 and 66 years	3	3
67 to 69 years	1	1
70 to 74 years	7	7
75 to 79 years	4	4
80 to 84 years	1	1
85 years and over	-	0
RACE		
One Race	392	392
White alone	21	21
Black or African American alone	365	365
American Indian and Alaska Native alone	1	1
Asian alone	5	5
Native Hawaiian and Other Pacific Islander alone	-	0
Some Other Race alone	-	0
Two or More Races	13	13
RACE ALONE OR COMBINATION WITH ONE OR MORE OTHER RACES		
White alone or in combination with one or more other races	28	28
Black or African American alone or in combination with one or more other races	376	376
American Indian and Alaska Native alone or in combination with one or more other races	5	5
Asian alone or in combination with one or more other races	9	9
Native Hawaiian and Other Pacific Islander alone or in combination with one or more other races	-	0
Some Other Race alone or in combination with one or more other races	2	2
HISPANIC OR LATINO AND RACE		
Total Population:	405	405
Total Hispanic or Latino Population:	3	3
White alone	-	0
Black or African American alone	1	1

English Woods

Census 2010

	Census Tract	
	86.01 (BG 4)	Totals
American Indian and Alaska Native alone	-	0
Asian alone	1	1
Native Hawaiian and Other Pacific Islander alone	-	0
Some Other Race alone	-	0
Two or More Races	1	1
HOUSEHOLD		
Total:	405	405
In households:	405	405
In family households:	250	250
Householder:	72	72
Male	10	10
Female	62	62
Spouse	8	8
Biological child	142	142
Adopted child	-	0
Stepchild	2	2
Grandchild	10	10
Brother or sister	-	0
Parent	-	0
Parent-in-law	-	0
Son-in-law or daughter-in-law	-	0
Other relatives	10	10
Nonrelatives	6	6
In nonfamily households:	155	155
Male householder:	72	72
Living alone	69	69
Not living alone	3	3
Female householder:	76	76
Living alone	74	74
Not living alone	2	2
Nonrelatives	7	7
In group quarters:	-	0
Institutionalized population	-	0
Noninstitutionalized population	-	0
HOUSING TYPE		
Total Households:	220	220
Family households:	72	72
Husband-wife family	8	8
Other family:	64	64

English Woods

Census 2010

	Census Tract	
	86.01 (BG 4)	Totals
Male householder, no wife present	2	2
Female householder, no husband present	62	62
Nonfamily households:	148	148
Householder living alone	143	143
Householder not living alone	5	5
HOUSING OCCUPANCY		
Total Housing Units:	262	262
Occupied	220	220
Vacant	42	42
Vacancy Status		
For rent	42	42
Rented, not occupied	-	0
For sale only	-	0
Sold, not occupied	-	0
For seasonal, recreational, or occasional use	-	0
For migrant workers	-	0
Other vacant	-	0
HOUSING TENURE		
Total Occupied Housing Units:	220	220
Owned Occupied		
Owned with a mortgage or a loan	3	3
Owned free and clear	2	2
Renter occupied	215	215
COMMUTING TO WORK		
Total:	80	80
Car, truck, or van:	67	67
Drove alone	45	45
Carpooled:	22	22
In 2-person carpool	22	22
In 3-person carpool	-	0
In 4-person carpool	-	0
In 5- or 6-person carpool	-	0
In 7-or-more-person carpool	-	0
Public transportation (excluding taxicab):	13	13
Bus or trolley bus	13	13
Streetcar or trolley car (carro publico in Puerto Rico)	-	0

English Woods

Census 2010

	Census Tract	
	86.01 (BG 4)	Totals
Subway or elevated	-	0
Railroad	-	0
Ferryboat	-	0
Taxicab	-	0
Motorcycle	-	0
Bicycle	-	0
Walked	-	0
Other means	-	0
Worked at home	-	0
OCCUPATION		
Management, business, science, and arts occupations:	-	0
Service occupations:	45	45
Sales and office occupations:	22	22
Natural resources, construction, and maintenance occupations:	-	0
Production, transportation, and material moving occupations:	22	22
INDUSTRY		
Agriculture, forestry, fishing and hunting, and mining:	-	0
Construction	-	0
Manufacturing	22	22
Wholesale trade	-	0
Retail trade	13	13
Transportation and warehousing, and utilities:	-	0
Information	-	0
Finance and insurance, and real estate and rental and leasing:	-	0
Professional, scientific, and management, and administrative and waste management services:	-	0
Educational services, and health care and social assistance:	9	9
Arts, entertainment, and recreation, and accommodation and food services:	-	0
Other services, except public administration	45	45
Public administration	-	0
CLASS OF WORKERS		
Private for-profit wage and salary workers:	80	80

English Woods

Census 2010

	Census Tract	
	86.01 (BG 4)	Totals
Private not-for-profit wage and salary workers	-	0
Local government workers	-	0
State government workers	-	0
Federal government workers	-	0
Self-employed in own not incorporated business workers	9	9
Unpaid family workers	-	0
INCOME		
Households	189	189
Less than \$10,000	136	136
\$10,000 to \$14,999	27	27
\$15,000 to \$19,999	-	0
\$20,000 to \$24,999	13	13
\$25,000 to \$29,999	-	0
\$30,000 to \$34,999	-	0
\$35,000 to \$39,999	13	13
\$40,000 to \$44,999	-	0
\$45,000 to \$49,999	-	0
\$50,000 to \$59,999	-	0
\$60,000 to \$74,999	-	0
\$75,000 to \$99,999	-	0
\$100,000 to \$124,999	-	0
\$125,000 to \$149,999	-	0
\$150,000 to \$199,999	-	0
\$200,000 or more	-	0
Median household income (dollars)**	\$ 8,474	\$ 8,474
Families	45	45
Less than \$10,000	45	45
\$10,000 to \$14,999	-	0
\$15,000 to \$19,999	-	0
\$20,000 to \$24,999	-	0
\$25,000 to \$29,999	-	0
\$30,000 to \$34,999	-	0
\$35,000 to \$39,999	-	0
\$40,000 to \$44,999	-	0
\$45,000 to \$49,999	-	0
\$50,000 to \$59,999	-	0
\$60,000 to \$74,999	-	0
\$75,000 to \$99,999	-	0
\$100,000 to \$124,999	-	0

English Woods

Census 2010

	Census Tract	
	86.01 (BG 4)	Totals
\$125,000 to \$149,999	-	0
\$150,000 to \$199,999	-	0
\$200,000 or more	-	0
Median family income (dollars)**	\$ 6,563	\$ 6,563
Per capita income (dollars)****	\$ 5,828	\$ 5,828
MEDIAN EARNINGS (DOLLARS)		
Male full-time, year-round workers	30,000	30,000
Female full-time, year-round workers	7,188	7,188
POVERTY STATUS		
Total:	45	45
Income in the past 12 months below poverty level:	45	45
Married-couple family:	9	9
With related children under 18 years:	-	0
Under 5 years only	-	0
Under 5 years and 5 to 17 years	-	0
5 to 17 years only	-	0
No related children under 18 years	9	9
Other family:	36	36
Male householder, no wife present:	-	0
With related children under 18 years:	-	0
Under 5 years only	-	0
Under 5 years and 5 to 17 years	-	0
5 to 17 years only	-	0
No related children under 18 years	-	0
Female householder, no husband present:	36	36
With related children under 18 years:	36	36
Under 5 years only	-	0
Under 5 years and 5 to 17 years	36	36
5 to 17 years only	-	0
No related children under 18 years	-	0
SCHOOL ENROLLMENT		
Enrolled in school:	184	184

English Woods

Census 2010

	Census Tract	
	86.01 (BG 4)	Totals
Enrolled in nursery school, preschool:	44	44
Enrolled in kindergarten:	-	0
Enrollment in grade 1 to 8:	49	49
Enrolled in grade 9 to grade 12:	50	50
Enrollment in college or graduate school	18	18
EDUCATIONAL ATTAINMENT		
Total	180	180
Less than 9th grade	36	36
9th to 12th grade, no diploma	62	62
High school graduate (and equivalency)	19	19
Some college, no degree	41	41
Associate degree	13	13
Bachelor's degree	9	9
Graduate or professional degree	-	0
MARITAL STATUS		
Total	198	198
Never married	144	144
Now married, except seperated	27	27
Seperated	-	0
Total widowes	18	18
Female widowes	18	18
Total divorced	9	9
Female divorced	9	9
VETERAN STATUS		
Civilians veterans	-	0
LANGUAGE SPOKEN AT HOME		
Speak only English	162	162
Speak Spanish:	-	0
Speak English "very well"	-	0
Speak English "well"	-	0
Speak English "not well"	-	0
Speak English "not at all"	-	0
Speak other Indo-European languages:	-	0
Speak English "very well"	-	0
Speak English "well"	-	0
Speak English "not well"	-	0
Speak English "not at all"	-	0
Speak Asian and Pacific Island languages:	135	135

English Woods

Census 2010

	Census Tract	
	86.01 (BG 4)	Totals
Speak English "very well"	99	99
Speak English "well"	36	36
Speak English "not well"	-	0
Speak English "not at all"	-	0
Speak other languages:	-	0
Speak English "very well"	-	0
Speak English "well"	-	0
Speak English "not well"	-	0
Speak English "not at all"	-	0
OCCUPIED HOUSING UNITS	220	220
UNITS IN STRUCTURE		
1, detached	19	19
1, attached	28	28
2	13	13
3 or 4	54	54
5 to 9	185	185
10 to 19	19	19
20 to 49	45	45
50 or more	109	109
Mobile home	-	0
Boat, RV, van, etc.	-	0
YEAR STRUCTURE BUILT		
Built 2005 or later	-	0
Built 2000 to 2004	-	0
Built 1990 to 1999	-	0
Built 1980 to 1989	9	9
Built 1970 to 1979	150	150
Built 1960 to 1969	46	46
Built 1950 to 1959	101	101
Built 1940 to 1949	18	18
Built 1939 or earlier	148	148
ROOMS		
1 room	13	13
2 rooms	-	0
3 rooms	131	131
4 rooms	189	189
5 rooms	75	75
6 rooms	36	36

English Woods

Census 2010

	Census Tract	
	86.01 (BG 4)	Totals
7 rooms	28	28
8 rooms	-	0
9 or more rooms	-	0
YEAR HOUSEHOLDER MOVED INTO UNIT		
Moved in 2005 or later	96	96
Moved in 2000 to 2004	48	48
Moved in 1990 to 1999	45	45
Moved in 1980 to 1989	-	0
Moved in 1970 to 1979	-	0
Moved in 1969 or earlier	-	0
VEHICLES AVAILABLE		
No vehicle available	99	99
1 vehicle available	77	77
2 vehicles available	-	0
3 vehicles available	13	13
4 vehicles available	-	0
5 or more vehicles available	-	0
SELECTED CHARACTERISTICS		
Lacking complete plumbing facilities	259	259
Lacking complete kitchen facilities	209	209
No telephone service	-	0
SPECIFIED OWNER-OCCUPIED UNITS		
	-	0
VALUE		
Less than \$10,000	-	0
\$10,000 to \$14,999	-	0
\$15,000 to \$19,999	-	0
\$20,000 to \$24,999	-	0
\$25,000 to \$29,999	-	0
\$30,000 to \$34,999	-	0
\$35,000 to \$39,999	-	0
\$40,000 to \$49,999	-	0
\$50,000 to \$59,999	-	0
\$60,000 to \$69,999	-	0
\$70,000 to \$79,999	-	0
\$80,000 to \$89,999	-	0
\$90,000 to \$99,999	-	0

English Woods

Census 2010

	Census Tract	
	86.01 (BG 4)	Totals
\$100,000 to \$124,999	-	0
\$125,000 to \$149,999	-	0
\$150,000 to \$174,999	-	0
\$175,000 to \$199,999	-	0
\$200,000 to \$249,999	-	0
\$250,000 to \$299,999	-	0
\$300,000 to \$399,999	-	0
\$400,000 to \$499,999	-	0
\$500,000 to \$749,999	-	0
\$750,000 to \$999,999	-	0
\$1,000,000 or more	-	0
Median (dollars)	.	.
MORTGAGE STATUS AND SELECTED MONTHLY OWNERSHIP COSTS		
Housing units with a mortgage:	0	0
Less than \$200	0	0
\$200 to \$299	0	0
\$300 to \$399	0	0
\$400 to \$499	0	0
\$500 to \$599	0	0
\$600 to \$699	0	0
\$700 to \$799	0	0
\$800 to \$899	0	0
\$900 to \$999	0	0
\$1,000 to \$1,249	0	0
\$1,250 to \$1,499	0	0
\$1,500 to \$1,999	0	0
\$2,000 to \$2,499	0	0
\$2,500 to \$2,999	0	0
\$3,000 or more	0	0
Housing units without a mortgage:	0	0
Less than \$100	0	0
\$100 to \$149	0	0
\$150 to \$199	0	0
\$200 to \$249	0	0
\$250 to \$299	0	0
\$300 to \$349	0	0
\$350 to \$399	0	0
\$400 to \$499	0	0
\$500 to \$599	0	0

English Woods

Census 2010

	Census Tract	
	86.01 (BG 4)	Totals
\$600 to \$699	0	0
\$700 or more	0	0
SELECTED MONTHLY HOUSING COSTS AS A PERCENTAGE OF HOUSEHOLD INCOME		
Less than 10.0 percent	0	0
10.0 to 14.9 percent	0	0
15.0 to 19.9 percent	0	0
20.0 to 24.9 percent	0	0
25.0 to 29.9 percent	0	0
30.0 to 34.9 percent	0	0
35.0 to 39.9 percent	0	0
40.0 to 49.9 percent	0	0
50.0 percent or more	0	0
Not computed	0	0
SPECIFIED RENTER-OCCUPIED UNITS	341	341
GROSS RENT		
With cash rent:	189	189
Less than \$100	27	27
\$100 to \$149	9	9
\$150 to \$199	42	42
\$200 to \$249	49	49
\$250 to \$299	9	9
\$300 to \$349	18	18
\$350 to \$399	13	13
\$400 to \$449	13	13
\$450 to \$499	0	0
\$500 to \$549	0	0
\$550 to \$599	0	0
\$600 to \$649	9	9
\$650 to \$699	0	0
\$700 to \$749	0	0
\$750 to \$799	0	0
\$800 to \$899	0	0
\$900 to \$999	0	0
\$1,000 to \$1,249	0	0
\$1,250 to \$1,499	0	0
\$1,500 to \$1,999	0	0
\$2,000 or more	0	0

English Woods

Census 2010

	Census Tract	
	86.01 (BG 4)	Totals
No cash rent	0	0
Median (dollars)	217	217
GROSS RENT AS A PERCENTAGE OF HOUSEHOLD INCOME		
Less than 10.0 percent	18	18
10.0 to 14.9 percent	13	13
15.0 to 19.9 percent	9	9
20.0 to 24.9 percent	13	13
25.0 to 29.9 percent	27	27
30.0 to 34.9 percent	23	23
35.0 to 39.9 percent	36	36
40.0 to 49.9 percent	18	18
50.0 percent or more	32	32
Not computed	0	0

*Denotes that Census Tract/Block Group falls partially within the city boundary and partially within neighboring jurisdiction