

City of Cincinnati



801 Plum Street, Suite 356
Cincinnati, Ohio 45202

Phone (513) 352-3464
Email christopher.smitherman@
cincinnati-oh.gov
Web www.cincinnati-oh.gov

Christopher E. C. Smitherman
Cincinnati Vice Mayor


201901197







July 18, 2019

MOTION

WE MOVE that the administration provide a monthly report to the Law and Public Safety Committee on the number of marijuana-only warnings/citations/arrests the Cincinnati Police Department has made by age, race, and neighborhood under City and state law. The report should include only warnings/citations/arrests for individuals with 100 grams or less of marijuana. The date to begin tracking the marijuana violations is July 12, 2019 when the new marijuana city ordinance became law.



Vice Mayor Christopher Smitherman

STATEMENT

The data shows that 86% of the citizens receiving marijuana citations are African American men. The concern is that this data might reflect a bias and deserves to be measured and assessed so we can better explain the possible selective enforcement of marijuana laws in the City of Cincinnati. Marijuana laws across the country are changing toward complete decriminalization and legalization of marijuana. The City should not be placing a disproportionate number of citations on African American men which negatively impacts their ability to get a job.

COMMITTEES

Chair: Law & Public Safety • Committees: Budget & Finance • Economic Growth & Zoning • Neighborhoods

MARIJUANA OFFENSES FILED UNDER THE CMC AND THE ORC FOR SELECT PERIODS
Breakdowns by Race and Sex

Period	Race			Sex			Total
	Black	White	Other/Unk	Male	Female	Unk	
City Marijuana 01/01/04 to 05/01/19	14491 86.2%	2221 13.2%	105 0.6%	15083 89.7%	1716 10.2%	18 0.1%	16817
City Marijuana 12/30/10 to 05/01/19	46 86.8%	7 13.2%	0 0.0%	45 84.9%	8 15.1%	0 0.0%	53
State Marijuana 01/01/04 to 05/01/19	32504 83.8%	5933 15.3%	335 0.9%	34324 88.5%	4361 11.2%	87 0.2%	38772

Note: Percentages may not add to 100% due to rounding.

Note: Where the categories under race or sex did not add up to the total, the difference was put in the UNK category.