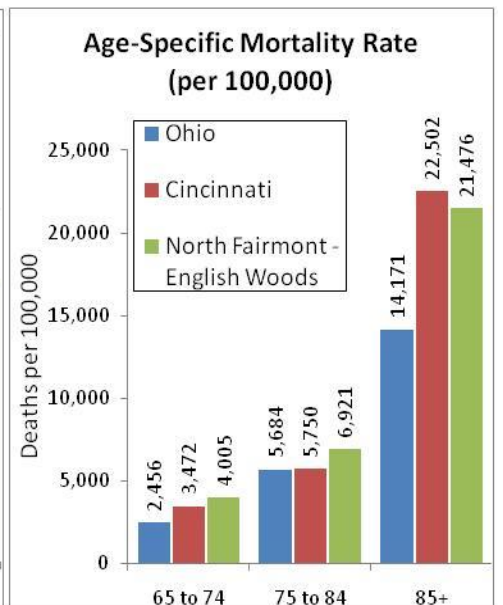
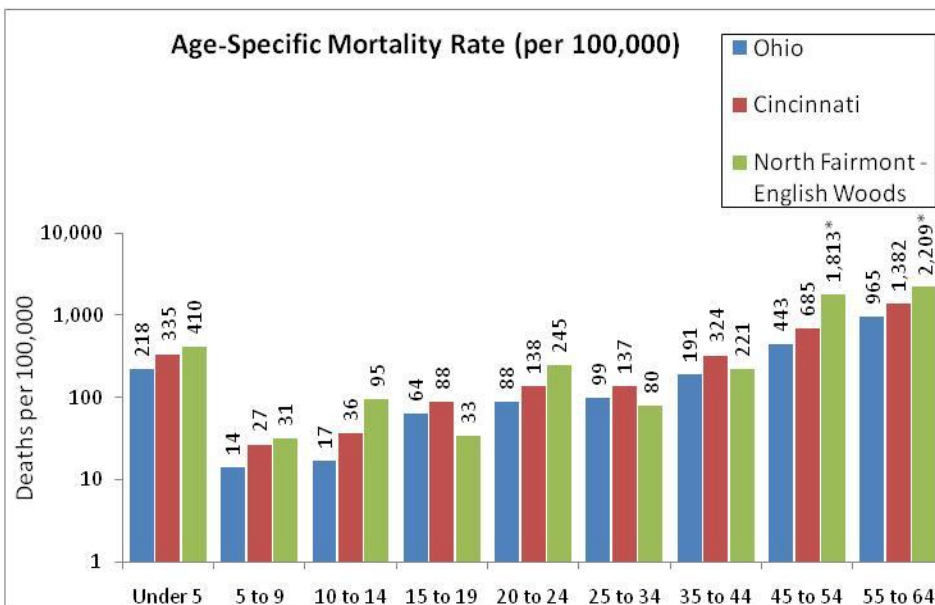
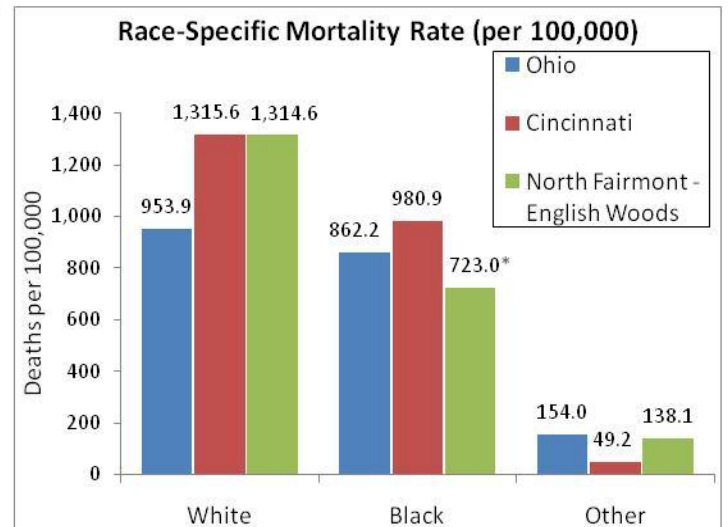
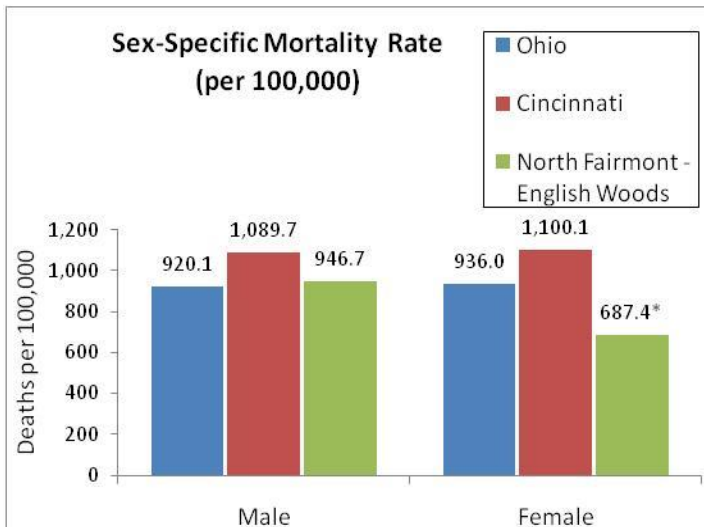
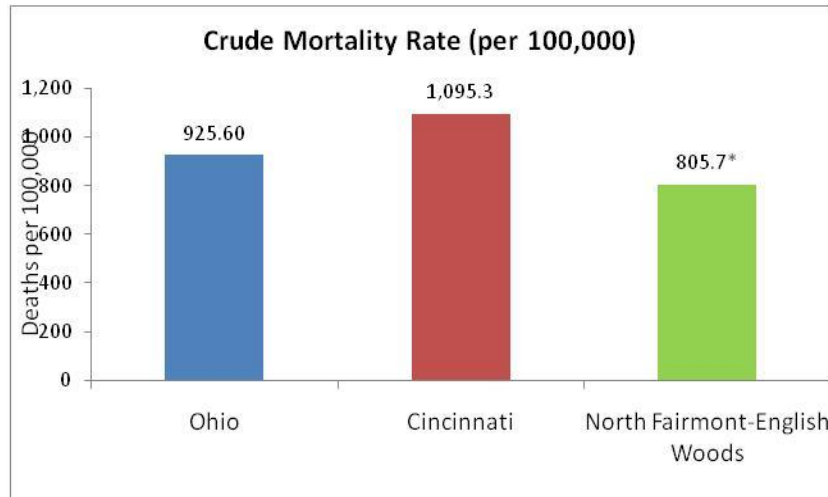


Mortality Rates: Overall; Sex, Race, Age-Specific



* Denotes significant difference from City of Cincinnati at $p < 0.05$

Mortality Profile by Cause of Death*

CAUSE OF DEATH*	North Fairmont - English Woods Deaths 2001-2007	North Fairmont - English Woods Deaths per Year	North Fairmont - English Woods Rate per 100,000	Cincinnati Rate per 100,000	SMR**	P-Value
Malignant neoplasms	55	7.9	188.57	230.78	0.82	0.140
Malignant neoplasms of trachea, bronchus and lung ~	14	2.0	48.00	70.85	0.68	0.160
All other and unspecified malignant neoplasms ~	9	1.3	30.86	26.33	1.17	0.679
Malignant neoplasms of colon, rectum and anus	7	1.0	24.00	23.60	1.02	0.928
Malignant neoplasm of breast	5	0.7	17.14	19.38	0.88	1.000
Malignant neoplasm of pancreas	3	0.4	10.29	10.68	0.96	1.000
Leukemia	2	0.3	6.86	6.16	1.11	0.867
Malignant neoplasm of esophagus	2	0.3	6.86	6.21	1.10	0.863
Multiple myeloma and immunoproliferative neoplasms	2	0.3	6.86	5.51	1.24	0.918
Non-Hodgkin's lymphoma	2	0.3	6.86	6.51	1.05	0.840
Malignant neoplasm of cervix uteri	1	0.1	3.43	1.79	1.92	0.626
Malignant neoplasm of larynx	1	0.1	3.43	2.04	1.68	0.663
Malignant neoplasm of ovary	1	0.1	3.43	4.67	0.73	1.000
Malignant neoplasm of prostate	1	0.1	3.43	12.52	0.27	0.238
Malignant neoplasm of stomach	1	0.1	3.43	4.97	0.69	1.000
Malignant neoplasms of kidney and renal pelvis	1	0.1	3.43	4.62	0.74	1.000
Malignant neoplasms of lip, oral cavity and pharynx	1	0.1	3.43	3.68	0.93	1.000
Malignant neoplasms of liver and intrahepatic bile ducts	1	0.1	3.43	6.46	0.53	0.873
Malignant neoplasms of meninges, brain and other parts	1	0.1	3.43	3.68	0.93	1.418
Major cardiovascular diseases	49	7.0	168.00	265.16	0.63	0.001
Acute myocardial infarction ~	14	2.0	48.00	52.07	0.92	0.892
All other forms of chronic ischemic heart disease ~	14	2.0	48.00	100.95	0.48	0.002
All other forms of heart disease	9	1.3	30.86	48.59	0.64	0.200
Hypertensive heart disease	7	1.0	24.00	24.49	0.98	1.000
Atherosclerotic cardiovascular disease, so described	3	0.4	10.29	11.73	0.88	1.000
Heart failure	1	0.1	3.43	21.91	0.16	0.024
Hypertensive heart and renal disease	1	0.1	3.43	2.14	1.60	0.675

*According to NCHS 50 leading cause of death categories and NCHS 113 cause of death groupings

^ Top ten cause of death category for City of Cincinnati (NCHS 50 leading cause of death rankings)

~ Top ten specific cause of death for City of Cincinnati (NCHS 113 cause of death groupings)

**SMR: Standardized Mortality Ratio – ratio of neighborhood rate to City of Cincinnati rate

Significantly greater than City of Cincinnati for p < 0.05

Cincinnati Health Department

Neighborhood Mortality Profile

 North Fairmont-English Woods: 2001 - 2007

CAUSE OF DEATH*	North Fairmont - English Woods Deaths 2001-2007	North Fairmont - English Woods Deaths per Year	North Fairmont - English Woods Rate per 100,000	Cincinnati Rate per 100,000	SMR**	P-Value
Other	31	4.4	106.28	163.06	0.65	0.013
All other diseases (Residual)	22	3.1	75.43	122.52	0.62	0.018
Symptoms, signs and abnormal clinical and laboratory findings, not elsewhere classified	4	0.6	13.71	13.36	1.03	0.896
Other diseases of arteries, arterioles and capillaries	2	0.3	6.86	6.06	1.13	0.875
Other diseases of respiratory system	2	0.3	6.86	10.93	0.63	0.761
Certain other intestinal infections	1	0.1	3.43	3.33	1.03	0.741
Diabetes mellitus ~	13	1.9	44.57	44.76	1.00	1.000
Accidents (unintentional injuries)	12	1.7	41.14	42.58	0.97	1.000
Accidental poisoning and exposure to noxious substances	6	0.9	20.57	12.32	1.67	0.218
Accidental exposure to smoke, fire and flames	2	0.3	6.86	1.44	4.76	0.115
Other and unspecified nontransport accidents and their sequelae	2	0.3	6.86	7.60	0.90	1.000
Falls	1	0.1	3.43	9.39	0.37	0.479
Motor vehicle accidents	1	0.1	3.43	9.79	0.35	0.439
Assault (homicide)	11	1.6	37.71	19.08	1.98	0.037
Assault (homicide) by discharge of firearms	9	1.3	30.86	14.71	2.10	0.063
Assault (homicide) by other and unspecified means and their sequelae	2	0.3	6.86	4.37	1.57	0.458
Cerebrovascular diseases ~	10	1.4	34.29	71.05	0.48	0.014
Chronic lower respiratory diseases	8	1.1	27.43	56.14	0.49	0.035
Other chronic lower respiratory diseases ~	6	0.9	20.57	47.30	0.43	0.031
Asthma	1	0.1	3.43	3.23	1.06	0.740
Emphysema	1	0.1	3.43	4.92	0.70	1.000
Certain conditions originating in the perinatal period	6	0.9	20.57	13.81	1.49	0.388
Congenital malformations, deformations and chromosome abnormalities	6	0.9	20.57	6.66	3.09	0.021
Influenza and pneumonia	6	0.9	20.57	21.86	0.94	1.000
Pneumonia	6	0.9	20.57	21.61	0.95	1.000
Nephritis, nephrotic syndrome and nephrosis	6	0.9	20.57	23.20	0.89	0.968
Renal failure	6	0.9	20.57	22.56	0.91	1.000
Intentional self-harm (suicide)	5	0.7	17.14	11.63	1.47	0.545
Intentional self-harm (suicide) by other and unspecified means and their sequelae	4	0.6	13.71	6.56	2.09	0.164
Intentional self-harm (suicide) by discharge of firearms	1	0.1	3.43	5.07	0.68	1.000

*According to NCHS 50 leading cause of death categories and NCHS 113 cause of death groupings

^ Top ten cause of death category for City of Cincinnati (NCHS 50 leading cause of death rankings)

~ Top ten specific cause of death for City of Cincinnati (NCHS 113 cause of death groupings)

**SMR: Standardized Mortality Ratio – ratio of neighborhood rate to City of Cincinnati rate

Significantly greater than City of Cincinnati for p < 0.05

Cincinnati Health Department
Neighborhood Mortality Profile
North Fairmont-English Woods: 2001 - 2007

CAUSE OF DEATH*	North Fairmont - English Woods Deaths 2001-2007	North Fairmont - English Woods Deaths per Year	North Fairmont - English Woods Rate per 100,000	Cincinnati Rate per 100,000	SMR**	P-Value
Chronic liver disease and cirrhosis	4	0.6	13.71	10.98	1.25	0.697
Other chronic liver disease and cirrhosis	2	0.3	6.86	5.51	1.24	0.918
Alcoholic liver disease	2	0.3	6.86	5.47	1.25	0.922
Septicemia	4	0.6	13.71	17.39	0.79	0.853
Alzheimer's disease ~	2	0.3	6.86	29.76	0.23	0.015
Essential (primary) hypertension and hypertensive renal disease	2	0.3	6.86	14.31	0.48	0.423
Anemias	1	0.1	3.43	3.18	1.08	0.739
Infections of kidney	1	0.1	3.43	0.20	17.25	0.111
Peptic ulcer	1	0.1	3.43	2.19	1.57	0.681
Syphilis	1	0.1	3.43	0.05	69.01	0.029
Viral hepatitis	1	0.1	3.43	1.99	1.73	0.656

*According to NCHS 50 leading cause of death categories and NCHS 113 cause of death groupings

^ Top ten cause of death category for City of Cincinnati (NCHS 50 leading cause of death rankings)

~ Top ten specific cause of death for City of Cincinnati (NCHS 113 cause of death groupings)

**SMR: Standardized Mortality Ratio – ratio of neighborhood rate to City of Cincinnati rate

Significantly greater than City of Cincinnati for $p < 0.05$

Mortality Profile: Neighborhood Rates Higher than City of Cincinnati Rates

CAUSE OF DEATH*	North Fairmont - English Woods Deaths per Year	North Fairmont - English Woods Rate per 100,000	Cincinnati Rate per 100,000	SMR**	P-Value
Accidental exposure to smoke, fire and flames	0.3	6.86	1.44	4.76	0.115
Accidental poisoning and exposure to noxious substances	0.9	20.57	12.32	1.67	0.218
Alcoholic liver disease	0.3	6.86	5.47	1.25	0.922
All other and unspecified malignant neoplasms	1.3	30.86	26.33	1.17	0.679
Anemias	0.1	3.43	3.18	1.08	0.739
Assault (homicide) by discharge of firearms	1.3	30.86	14.71	2.10	0.063
Assault (homicide) by other and unspecified means and their sequelae	0.3	6.86	4.37	1.57	0.458
Asthma	0.1	3.43	3.23	1.06	0.740
Certain conditions originating in the perinatal period	0.9	20.57	13.81	1.49	0.388
Certain other intestinal infections	0.1	3.43	3.33	1.03	0.741
Congenital malformations, deformations and chromosome abnormalities	0.9	20.57	6.66	3.09	0.021
Hypertensive heart and renal disease	0.1	3.43	2.14	1.60	0.675
Infections of kidney	0.1	3.43	0.20	17.25	0.111
Intentional self-harm (suicide) by other and unspecified means and their sequelae	0.6	13.71	6.56	2.09	0.164
Leukemia	0.3	6.86	6.16	1.11	0.867
Malignant neoplasm of cervix uteri	0.1	3.43	1.79	1.92	0.626
Malignant neoplasm of esophagus	0.3	6.86	6.21	1.10	0.863
Malignant neoplasm of larynx	0.1	3.43	2.04	1.68	0.663
Malignant neoplasms of colon, rectum and anus	1.0	24.00	23.60	1.02	0.928
Multiple myeloma and immunoproliferative neoplasms	0.3	6.86	5.51	1.24	0.918
Non-Hodgkin's lymphoma	0.3	6.86	6.51	1.05	0.840
Other chronic liver disease and cirrhosis	0.3	6.86	5.51	1.24	0.918
Other diseases of arteries, arterioles and capillaries	0.3	6.86	6.06	1.13	0.875
Peptic ulcer	0.1	3.43	2.19	1.57	0.681
Symptoms, signs and abnormal clinical and laboratory findings, not elsewhere classified	0.6	13.71	13.36	1.03	0.896
Syphilis	0.1	3.43	0.05	69.01	0.029
Viral hepatitis	0.1	3.43	1.99	1.73	0.656

*NCHS 113 cause of death groupings

**SMR: Standardized Mortality Ratio – ratio of neighborhood rate to City of Cincinnati rate

Significantly greater than City of Cincinnati for $p < 0.05$