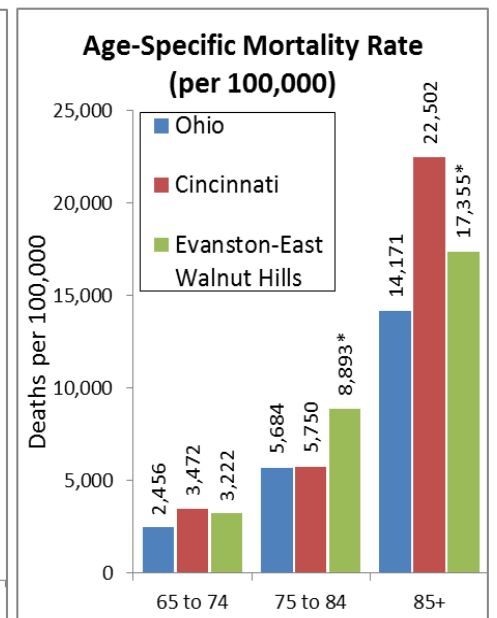
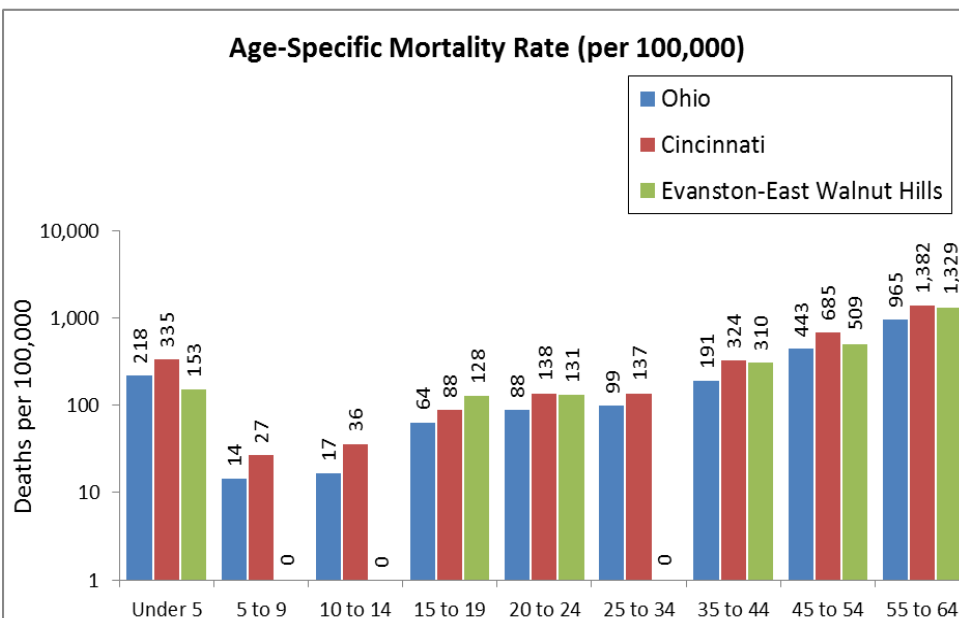
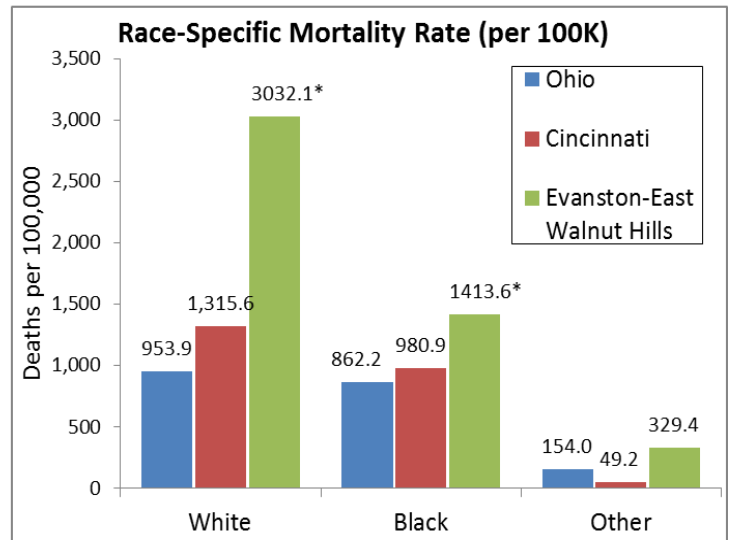
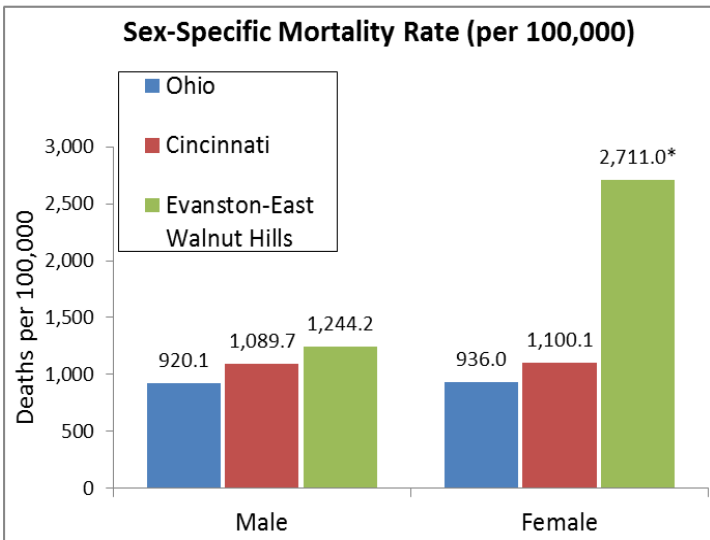
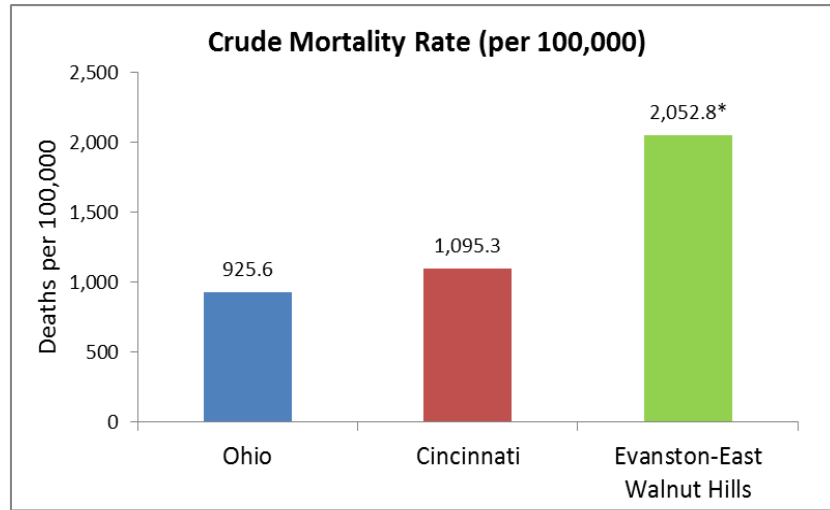


Mortality Rates: Overall; Sex, Race, Age-Specific



* Denotes significant difference from City of Cincinnati at p < 0.05

Mortality Profile by Cause of Death*

CAUSE OF DEATH*	Evanston - East Walnut Hills Deaths 2001-2007	Evanston - East Walnut Hills Deaths per Year	Evanston - East Walnut Hills Rate per 100,000	Cincinnati Rate per 100,000	SMR**	P-Value
Major cardiovascular diseases ^	60	8.6	492.67	265.16	1.86	1.58E-05
All other forms of chronic ischemic heart disease ~	21	3.0	172.43	100.95	1.71	0.026
Acute myocardial infarction ~	13	1.9	106.74	52.07	2.05	0.018
All other forms of heart disease ~	8	1.1	65.69	48.59	1.35	0.517
Atherosclerotic cardiovascular disease, so described	8	1.1	65.69	11.73	5.60	1.90E-04
Heart failure	8	1.1	65.69	21.91	3.00	0.009
Hypertensive heart disease ~	2	0.3	16.42	24.49	0.67	0.853
Other ^	45	6.4	369.50	163.06	2.27	1.88E-06
All other diseases (Residual)	34	4.9	279.18	122.52	2.28	2.68E-05
Other diseases of respiratory system	5	0.7	41.06	10.93	3.76	0.018
Certain other intestinal infections	2	0.3	16.42	3.33	4.93	0.109
Symptoms, signs and abnormal clinical and laboratory findings, not elsewhere classified	2	0.3	16.42	13.36	1.23	0.913
Other diseases of arteries, arterioles and capillaries	1	0.1	8.21	6.06	1.35	0.708
Other disorders of circulatory system	1	0.1	8.21	2.78	2.95	0.485
Malignant neoplasms ^	36	5.1	295.60	230.78	1.28	0.138
Malignant neoplasms of trachea, bronchus and lung ~	10	1.4	82.11	70.85	1.16	0.710
Malignant neoplasms of colon, rectum and anus	8	1.1	65.69	23.60	2.78	0.013
Malignant neoplasm of breast	4	0.6	32.84	19.38	1.70	0.432
Malignant neoplasm of pancreas	4	0.6	32.84	10.68	3.07	0.064
Malignant neoplasms of liver and intrahepatic bile ducts	3	0.4	24.63	6.46	3.81	0.073
Malignant neoplasm of prostate	2	0.3	16.42	12.52	1.31	0.941
All other and unspecified malignant neoplasms ~	1	0.1	8.21	26.33	0.31	0.339
Malignant neoplasm of ovary	1	0.1	8.21	4.67	1.76	0.647
Malignant neoplasm of stomach	1	0.1	8.21	4.97	1.65	0.664
Malignant neoplasms of kidney and renal pelvis	1	0.1	8.21	4.62	1.78	0.644
Malignant neoplasms of lip, oral cavity and pharynx	1	0.1	8.21	3.68	2.23	0.575
Cerebrovascular diseases ^~	30	4.3	246.33	71.05	3.47	1.45E-08
Alzheimer's disease ^~	17	2.4	139.59	29.76	4.69	4.17E-07
Diabetes mellitus ^~	13	1.9	106.74	44.76	2.38	5.04E-03

*According to NCHS 50 leading cause of death categories and NCHS 113 cause of death groupings

^ Top ten cause of death category for City of Cincinnati (NCHS 50 leading cause of death rankings)

~ Top ten specific cause of death for City of Cincinnati (NCHS 113 cause of death groupings)

**SMR: Standardized Mortality Ratio – ratio of neighborhood rate to City of Cincinnati rate

Significantly greater than City of Cincinnati for p < 0.05

Cincinnati Health Department
Neighborhood Mortality Profile
Evanston-East Walnut Hills: 2001 - 2007

CAUSE OF DEATH*	Evanston - East Walnut Hills Deaths 2001-2007	Evanston - East Walnut Hills Deaths per Year	Evanston - East Walnut Hills Rate per 100,000	Cincinnati Rate per 100,000	SMR**	P-Value
Chronic lower respiratory diseases ^	10	1.4	82.11	56.14	1.46	0.312
Other chronic lower respiratory diseases ~	9	1.3	73.90	47.30	1.56	0.267
Emphysema	1	0.1	8.21	4.92	1.67	0.661
Parkinson's disease	5	0.7	41.06	7.20	5.70	0.003
Influenza and pneumonia ^	4	0.6	32.84	21.86	1.50	0.431
Pneumonia	4	0.6	32.84	21.61	1.52	0.431
Essential (primary) hypertension and hypertensive renal disease	4	0.6	32.84	14.31	2.30	0.134
In situ neoplasms, benign neoplasms and neoplasms of uncertain or unknown behavior	4	0.6	32.84	6.21	5.29	0.012
Pneumonitis due to solids and liquids	4	0.6	32.84	9.69	3.39	0.049
Accidents (unintentional injuries) ^	3	0.4	24.63	42.58	0.58	0.478
Falls	3	0.4	24.63	9.39	2.62	0.159
Intentional self-harm (suicide)	3	0.4	24.63	11.63	2.12	0.230
Intentional self-harm (suicide) by other and unspecified means and their sequelae	3	0.4	24.63	6.56	3.76	0.076
Nephritis, nephrotic syndrome and nephrosis ^	3	0.4	24.63	23.20	1.06	0.899
Renal failure	3	0.4	24.63	22.56	1.09	0.923
Assault (homicide)	2	0.3	16.42	19.08	0.86	1.000
Assault (homicide) by discharge of firearms	2	0.3	16.42	14.71	1.12	0.869
Complications of medical and surgical care	2	0.3	16.42	1.24	13.22	0.019
Septicemia	2	0.3	16.42	17.39	0.94	1.000
Anemias	1	0.1	8.21	3.18	2.58	0.528
Certain conditions originating in the perinatal period	1	0.1	8.21	13.81	0.59	0.996
Human immunodeficiency virus (HIV) disease	1	0.1	8.21	5.96	1.38	0.705

*According to NCHS 50 leading cause of death categories and NCHS 113 cause of death groupings

^ Top ten cause of death category for City of Cincinnati (NCHS 50 leading cause of death rankings)

~ Top ten specific cause of death for City of Cincinnati (NCHS 113 cause of death groupings)

**SMR: Standardized Mortality Ratio – ratio of neighborhood rate to City of Cincinnati rate

Significantly greater than City of Cincinnati for $p < 0.05$

Mortality Profile: Neighborhood Rates Higher than City of Cincinnati Rates

CAUSE OF DEATH*	Evanston - East Walnut Hills Deaths per Year	Evanston - East Walnut Hills Rate per 100,000	Cincinnati Rate per 100,000	SMR**	P-Value
Acute myocardial infarction	1.9	106.74	52.07	2.05	0.018
All other diseases (Residual)	4.9	279.18	122.52	2.28	2.68E-05
All other forms of chronic ischemic heart disease	3.0	172.43	100.95	1.71	0.026
All other forms of heart disease	1.1	65.69	48.59	1.35	0.517
Alzheimer's disease	2.4	139.59	29.76	4.69	4.17E-07
Anemias	0.1	8.21	3.18	2.58	0.528
Assault (homicide) by discharge of firearms	0.3	16.42	14.71	1.12	0.869
Atherosclerotic cardiovascular disease, so described	1.1	65.69	11.73	5.60	1.90E-04
Cerebrovascular diseases	4.3	246.33	71.05	3.47	1.45E-08
Certain other intestinal infections	0.3	16.42	3.33	4.93	0.109
Complications of medical and surgical care	0.3	16.42	1.24	13.22	0.019
Diabetes mellitus	1.9	106.74	44.76	2.38	5.04E-03
Emphysema	0.1	8.21	4.92	1.67	0.661
Essential (primary) hypertension and hypertensive renal disease	0.6	32.84	14.31	2.30	0.134
Falls	0.4	24.63	9.39	2.62	0.159
Heart failure	1.1	65.69	21.91	3.00	0.009
Human immunodeficiency virus (HIV) disease	0.1	8.21	5.96	1.38	0.705
In situ neoplasms, benign neoplasms and neoplasms of uncertain or unknown behavior	0.6	32.84	6.21	5.29	0.012
Intentional self-harm (suicide) by other and unspecified means and their sequelae	0.4	24.63	6.56	3.76	0.076
Malignant neoplasm of breast	0.6	32.84	19.38	1.70	0.432
Malignant neoplasm of ovary	0.1	8.21	4.67	1.76	0.647
Malignant neoplasm of pancreas	0.6	32.84	10.68	3.07	0.064
Malignant neoplasm of prostate	0.3	16.42	12.52	1.31	0.941
Malignant neoplasm of stomach	0.1	8.21	4.97	1.65	0.664
Malignant neoplasms of colon, rectum and anus	1.1	65.69	23.60	2.78	0.013
Malignant neoplasms of kidney and renal pelvis	0.1	8.21	4.62	1.78	0.644
Malignant neoplasms of lip, oral cavity and pharynx	0.1	8.21	3.68	2.23	0.575
Malignant neoplasms of liver and intrahepatic bile ducts	0.4	24.63	6.46	3.81	0.073
Malignant neoplasms of trachea, bronchus and lung	1.4	82.11	70.85	1.16	0.710
Other chronic lower respiratory diseases	1.3	73.90	47.30	1.56	0.267
Other diseases of arteries, arterioles and capillaries	0.1	8.21	6.06	1.35	0.708
Other diseases of respiratory system	0.7	41.06	10.93	3.76	0.018
Other disorders of circulatory system	0.1	8.21	2.78	2.95	0.485
Parkinson's disease	0.7	41.06	7.20	5.70	0.003
Pneumonia	0.6	32.84	21.61	1.52	0.431
Pneumonitis due to solids and liquids	0.6	32.84	9.69	3.39	0.049
Renal failure	0.4	24.63	22.56	1.09	0.923
Symptoms, signs and abnormal clinical and laboratory findings, not elsewhere classified	0.3	16.42	13.36	1.23	0.913

*NCHS 113 cause of death groupings

**SMR: Standardized Mortality Ratio – ratio of neighborhood rate to City of Cincinnati rate

Significantly greater than City of Cincinnati for $p < 0.05$